

IBM System x3630 M3 (Withdrawn) Product Guide (withdrawn product)

The IBM® System x3630 M3 is a storage-rich dual-socket 2U server that integrates the leadership features of traditional enterprise server offerings with affordable components to deliver outstanding value to cost-conscious buyers. Based on the Intel Xeon 5600 processor technology, the x3630 M3 offers high performance and maximum storage capacity. It provides up to 28 TB of internal storage capacity for a much lower cost per terabyte than external storage, making it an ideal solution for storage-intensive workloads.

The x3630 M3 helps keep your business running smoothly with availability features that include redundant cooling fan modules and hot-swap/redundant power supplies, RAID protection, and predictive failure analysis. The x3630 M3 also offers a comprehensive suite of systems management tools that help simplify management tasks.

Suggested uses: Web 2.0 applications like online gaming, video/photo sharing, mail serving, community, messaging, web search, file/print, backup, imagery, and transactional data server.



Figure 1. The IBM System x3630 M3

Did you know?

The x3630 M3 is the best choice to maximize internal storage. With support for up to 14 hot-swap 3.5-inch SAS or SATA disk drives, the server can house up to 44 TB of local storage. In addition, comprehensive systems management tools such as the built-in integrated management module, light path diagnostics, Predictive Failure Analysis, and support for IBM Systems Director make it easy to deploy, integrate, service, and manage the server.

Key features

The challenge of a high-performance business is to do more with less—serve more Web pages, handle more secure connections, support more email users. You need to reduce the costs of doing business and improve the service you deliver to your customers while lowering your overall risk. The dual-socket IBM System x3630 M3 can reduce your costs with its new energy-smart design. It can improve service with reduced operational complexity and increased management functionality. It will lower your IT risk with the resiliency that comes from having no single point of failure. And like all IBM servers, the x3630 M3 offers you the trust that comes from IBM global reach, service, and support.

The x3630 M3 is a high-performance rack server that uses significantly less power than previous generations, with unified systems management tools, leading reliability, availability, and serviceability features, and broad system flexibility, housed in a compact 2U mechanical package.

Performance

The x3630 M3 offers numerous features to boost performance and reduce costs:

- Up to two 6-core Xeon 5600 series processors offering superior performance. Xeon 5600 series processors offer up to 54% better performance than the previous generation 5500 series processors (workload dependent).
- 12 DIMMs of registered 1333 MHz DDR3 ECC memory provide speed, high availability, and a memory capacity of up to 192 GB with 16 GB DDR3 RDIMMs.
- Support for 15K RPM SAS disk drives to maximize disk I/O performance and throughput.
- High-performance 6 Gbps SAS RAID controllers and 15K RPM 6 Gbps SAS disk drives in a variety of capacities to suit your local storage requirements.

Flexibility and scalability

The x3630 M3 has the ability to grow with your application requirements with these features:

- A choice of 4-core or 6-core processors with clock rates from 1.6 GHz to 3.20 GHz.
- 12 DIMM sockets allowing memory expansion of up to 192 GB.
- Five USB 2.0 ports available - two front, two rear, one internal for an embedded hypervisor.
- Storage bay flexibility: Up to 14 hot-swap 3.5" drive bays for SAS or SATA HDDs (12 accessible from the front and two accessible from the rear). Alternatively, up to 28 hot-swap 2.5" drive bays for HDDs or SSDs (24 accessible from the front and four accessible from the rear)
- Direct-attach SAS storage with the EXP2512, EXP2524, and EXP3000 storage enclosures is supported. IBM System Storage servers, including network-attached storage (NAS), and iSCSI or Fibre Channel-attached storage, can also be attached.
- The x3630 M3 provides two PCI Express (PCIe) 2.0 I/O slots for increased network or storage connectivity.

Manageability and security

Powerful systems management features simplify local and remote management of the server:

- The server includes an Integrated Management Module (IMM) to monitor server availability, perform Predictive Failure Analysis, and trigger IBM Systems Director alerts.
- An optional Virtual Media Key enables additional systems management capabilities, including web-based out-of-band remote control (keyboard video and mouse), remote optical drive support, Windows "blue screen" error capture, and support for LDAP and SSL protocols.
- Text Console Redirection support allows the administrator to remotely view console text messages over Serial or LAN connections.
- Integrated industry-standard Unified Extensible Firmware Interface (UEFI) next-generation BIOS. New capabilities include:

- Human readable event logs — no more beep codes
 - Complete out-of-band coverage by the Advance Settings Utility to simplify remote setup
 - A complete setup solution, allowing adapter configuration functions to be moved into UEFI
 - Consistent firmware management across an entire product line
- Integrated IPMI 2.0 support alerts IBM Systems Director to anomalous environmental factors, such as voltage and thermal conditions. It also supports highly secure remote power control using data encryption.
 - IBM Systems Director is included for proactive systems management. IBM Systems Director comes with a portfolio of tools, including IBM Systems Director Active Energy Manager, IBM Service and Support Manager, and others. IBM Systems Director also offers extended systems management tools for additional server management and increased availability. When a problem is encountered, IBM Systems Director can issue administrator alerts via email, pager, and other methods.
 - IBM Systems Director Active Energy Manager provides advanced power management features with actual real-time energy monitoring, reporting, and capping features.

Availability and serviceability

The System x3630 M3 provides many features to simplify serviceability and increase system uptime:

- The server offers Chipkill ECC memory protection (when using x4 DIMMs). Chipkill memory is up to 16 times better than standard ECC memory at correcting memory errors. This can help reduce downtime caused by memory errors.
- The server offers memory mirroring for redundancy in the event of a non-correctable memory failure.
- Toolless cover removal provides easy access to upgrades and serviceable parts, such as HDDs and memory. Similarly, the Virtual Media Key and the ServeRAID controller can be installed and replaced without tools. This means less time (and therefore less money) spent servicing the server.
- The server offers hot-swap and redundant power supplies and hot-swap disk drives (redundant when implemented in conjunction with a RAID controller). These features mean greater system uptime.
- Toolless slides ship with the server that allow the rack server to easily slide into place.
- The light path diagnostics panel and individual light path LEDs quickly lead the technician to failed (or failing) components. This simplifies servicing, speeds up problem resolution, and helps improve system availability.
- The three-year (parts and labor) limited onsite warranty provides peace of mind and greater investment protection than a one-year warranty does.

Energy efficiency

The System x3630 M3 has an energy-efficient design with features including the following:

- Low-voltage processors draw less energy and produce less waste heat than high-voltage processors, thus helping to reduce data center energy costs. Available 4-core Xeon 5600 series processors use only 40 W and 6-core processors consume as little as 60 W.
- Support for 1.35 V low-voltage DDR3 memory DIMMs that consume 20% less energy.
- Energy-efficient components, including low-voltage transistors and voltage regulator modules, and power supplies that are up to 90% efficient.
- Available 675 W high-efficiency power supply with 90%+ efficiency.
- The server uses hexagonal ventilation holes in the chassis. Hexagonal holes can be grouped more densely than round holes, providing more efficient airflow through the system chassis. This ultimately results in reduced operational costs.
- An altimeter works in conjunction with the IMM to govern fan rotation based on the readings that it delivers. This saves money under normal conditions because the fans do not have to spin at high speed.

Locations of key components and connectors

Figure 2 shows the front of the models with 2.5-inch drives (top) and 3.5-inch drives (bottom).




Figure 2. System x3630 M3 - Front view

Figure 3 shows the rear of the server. Either four 2.5-inch hot-swap drives (as shown) or two 3.5-inch hot-swap drives can be installed using one of the optional rear hot-swap SAS/SATA hard disk drive cages.




Figure 3. System x3630 M3 - Rear view

Figure 4 shows the locations of key components inside the server. The front hot-swap drive bays are not shown.

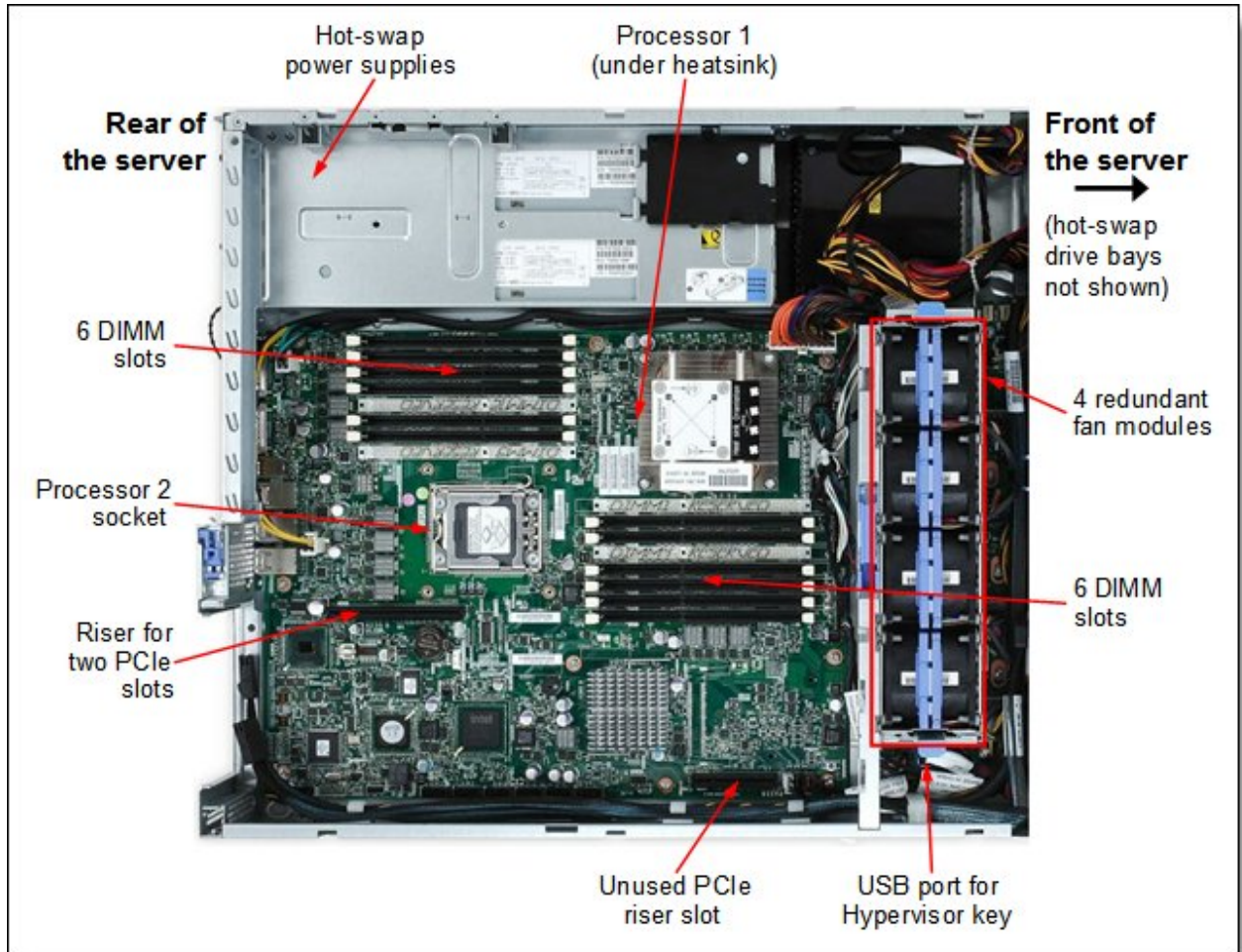


Figure 4. System x3630 M3 - Inside view

Standard specifications

Table 1. Standard specifications

| Components | Specification |
|--------------------------|--|
| Form factor | 2U rack. |
| Processor | Up to two six-core (up to 3.06 GHz) or quad-core (up to 3.2 GHz) Intel Xeon 5600 series processors with QuickPath Interconnect technology up to 6.4 GT/s, and up to 1333 MHz memory speed. Up to two four-core (up to 2.26 GHz) or dual-core (2.0 GHz) Intel Xeon 5500 series processors. |
| Memory cache | Up to 12 MB L3 for Intel Xeon 5600 series processors. Up to 4 MB L3 for Intel Xeon 5500 series processors. |
| Chipset | Intel 5500. |
| Memory DIMM slots | 12 DDR3 DIMM slots (6 per installed processor). |
| Memory capacity | Up to 192 GB with 16 GB DDR3 RDIMMs and 12 populated DIMM slots (up to 96 GB with six DIMMs per processor). |
| Memory protection | ECC, ChipKill (for x4-based memory DIMMs), and Memory Mirroring. |
| Disk drive bays | Up to 14 hot-swap 3.5-inch SAS/SATA HDDs, or up to 28 hot-swap 2.5-inch SAS/SATA HDDs. |
| Maximum internal storage | Up to 33.6 TB with 1.2 TB 2.5" SAS HDDs, or up to 44.8 TB with 1.6 TB SAS HDDs, or up to 42 TB with 3 TB 3.5" HDDs. Intermix of SAS/SATA is supported. |
| RAID support | RAID 0, 1, 1E with ServeRAID M1015. Optional upgrade to RAID-5. RAID 0, 1, 5, 10, 50 with ServeRAID M5014 or M5015. Optional upgrade to RAID 6 and 60. |
| Optical drive bays | None. |
| Tape drive bays | None. |
| Network interfaces | Integrated 2-port Gigabit Ethernet. |
| PCI Expansion slots | Two PCI Express 2.0 slots: <ul style="list-style-type: none"> • One PCI Express 2.0 x16 (x8 wired) • One PCI Express 2.0 x8 (x8 wired) (for the standard ServeRAID controller) |
| External ports | Front: Two USB 2.0 ports. Rear: Two USB 2.0, one DB-15 video, one DB-9 serial, one RJ-45 systems management, two RJ-45 Gigabit Ethernet network ports. Internal: One internal USB port for embedded hypervisor. |
| Cooling | IBM Calibrated Vectored Cooling™ with four counter-rotating non-hot-swap fans with N+1 redundancy. |
| Power supply | Up to two redundant hot-swap 675 W AC or 675 W high-efficiency (HE) AC power supplies with 90%+ efficiency. |
| Hot-swap components | Hard drives, power supplies. |
| Systems management | UEFI, IBM Integrated Management Module (IMM), Predictive Failure Analysis, Light Path Diagnostics, Automatic Server Restart, IBM Systems Director* and IBM Systems Director Active Energy Manager™, IBM ServerGuide. Optional Virtual Media Key for remote presence (graphics, keyboard and mouse, virtual media). |
| Security features | Power-on password, administrator's password. |

| | |
|-----------------------------|--|
| Video | Matrox G200eV with 16 MB memory integrated into the IMM. Maximum resolution is 1280x1024 at 75 Hz with 16M colors. |
| Operating systems supported | Microsoft Windows Server 2003/2003 R2, 2008/2008R2, Microsoft Windows Small Business Server, Red Hat Enterprise Linux 5 and 6, SUSE Linux Enterprise Server 10 and 11, VMware ESX 4/4.1 and VMware ESXi 4/4.1 embedded hypervisor. |
| Limited warranty | Three-year customer-replaceable unit and onsite limited warranty with 9x5 next-business-day response time. |
| Service and support | Optional service upgrades are available through IBM ServicePacs®: 24x7 with next business day or 4 hours onsite repair, 1-year or 2-year warranty extension, remote technical support for IBM hardware and selected IBM and third-party (Microsoft, Linux, VMware) software. |
| Dimensions | Width: 488 mm (19.2 in), depth: 749 mm (29.5 in), height: 87 mm (3.4 in) |
| Weight | Minimum configuration: 16.20 kg (35.68 lb), maximum configuration: 29.20 kg (64.32 lb) |

* Effective October 12, 2012, or until supply is depleted, IBM will discontinue the shipment of IBM Systems Director DVDs with IBM System x servers and IBM BladeCenter chassis. IBM Systems Director Express Edition and IBM Systems Director Standard Edition, which include software subscription and support, continue to be available for IBM System x servers and IBM Blade Centers.

The x3630 M3 servers are shipped with the following items:

- Statement of Limited Warranty
- Important Notices
- Rack Installation Instructions
- Documentation CD that contains the *Installation and User's Guide*
- Slides Kit
- One 2.8 m C13 - C14 power cord

Standard models

The following table lists the standard models. Model C4x is preloaded with Windows Storage Server 2008 R2 Standard Edition.

Table 2. Standard models

| Model | Processor (2 maximum)* | Memory | RAID adapter | Disk bays‡ | Disks | Network | Optical | Power Supply (W) |
|--------------------------------|---|---------|--------------------|-------------------------|----------------------------------|---------|---------|------------------------|
| Models announced January 2012 | | | | | | | | |
| 7377-C4x† | 1x Xeon E5620 2.40 GHz 4C 1 2MB 1066 MHz | 1x 8 GB | M5015 + Battery | 24x 2.5" HS (28 max) | 1x 300 GB 10K 2.5" HS HDD† | 2x GbE | None | 2x 675 High Eff. |
| Models announced February 2011 | | | | | | | | |
| 7377-A2x | 1x Xeon E5603 1.60 GHz 4C 4 MB 1066 MHz | 1x 4 GB | M1015 | 12x 3.5" HS (14 max) | Optional | 2x GbE | None | 1x 675 |
| 7377-B2x | 1x Xeon E5607 2.26 GHz 4C 8 MB 1066 MHz | 1x 4 GB | M1015 | 12x 3.5" HS (14 max) | Optional | 2x GbE | None | 1x 675 |
| 7377-C2x | 1x Xeon E5620 2.40 GHz 4C 1 2MB 1066 MHz | 1x 4 GB | M5014 | 24x 2.5" HS (28 max) | Optional | 2x GbE | None | 1x 675 |
| 7377-D2x | 1x Xeon E5645 2.40 GHz 6C 12 MB 1333 MHz | 1x 4 GB | M5014 | 12x 3.5" HS (14 max) | Optional | 2x GbE | None | 1x 675 |
| 7377-F2x | 1x Xeon E5649 2.53 GHz 6C 12 MB 1333 MHz | 1x 4 GB | M5014 | 24x 2.5" HS (28 max) | Optional | 2x GbE | None | 1x 675 |
| 7377-64x | 1x Xeon X5650 2.66 GHz 6C 12 MB 1333 MHz | 1x 4 GB | M5015 + Battery | 12x 3.5" HS (14 max) | Optional | 2x GbE | None | 1x 675 |
| 7377-G2x | 1x Xeon X5675 3.06 GHz 6C 12 MB 1333 MHz | 1x 4 GB | M5015 + Battery | 24x 2.5" HS (28 max) | Optional | 2x GbE | None | 1x 675 |

* In the processor column: standard quantity of processors, processor model, core speed, cores, L3 cache, memory speed

‡ The standard disk bays are in the front of the server. The rear disk bays are optional with the addition of a hot-swap SAS/SATA rear hard disk drive cage

† Model C4x is preloaded with Microsoft Windows Storage Server 2008 R2 Standard Edition

Refer to the Specifications section for information about standard features of the server.

Express models

Express models are preconfigured with additional components such as processors, memory, and disks with the purpose of making the ordering and installation process simpler.

Table 3. Express models

| Model | Processor (2 maximum)* | Memory | RAID adapter | Disk bays‡ | Disks | Network | Optical | Power supply |
|----------------------|---|---------|--------------------|-------------------------|----------|---------|-------------|--------------|
| NA | | | | | | | | |
| 7377-E1U† | 1x Xeon E5620 2.40 GHz 4C 12 MB 1066 MHz | 6x 2 GB | M5015 + Battery | 12x 3.5" HS (14 max) | 4x 1 TB | 2x GbE | No | 2x 675 W |
| 7377-E2U† | 1x Xeon E5620 2.40 GHz 4C 12 MB 1066 MHz | 5x 4 GB | M5015 + Battery | 12x 3.5" HS (14 max) | 6x 1 TB | 2x GbE | No | 2x 675 W |
| Latin America | | | | | | | | |
| 7377-E1U | 1x Xeon E5620 2.40 GHz 4C 12 MB 1066 MHz | 6x 2 GB | M5015 + Battery | 12x 3.5" HS (14 max) | 4x 1 TB | 2x GbE | No | 2x 675 W |
| 7377-E2U | 1x Xeon E5620 2.40 GHz 4C 12 MB 1066 MHz | 6x 4 GB | M5015 + Battery | 12x 3.5" HS (14 max) | 6x 1 TB | 2x GbE | No | 2x 675 W |
| 7377-42U | 1x Xeon E5630 2.53 GHz 4C 12 MB 1333 MHz | 1x 4 GB | M5014 | 12x 3.5" HS (14 max) | Optional | 2x GbE | No | 1x 675 W |
| 7377-D2U | 1x Xeon E5645 2.40 GHz 6C 12 MB 1333 MHz | 1x 4 GB | M5014 | 12x 3.5" HS (14 max) | Optional | 2x GbE | No | 1x 675 W |
| 7377-64U | 1x Xeon E5650 2.66 GHz 6C 12 MB 1333 MHz | 1x 4 GB | M5015 + Battery | 12x 3.5" HS (14 max) | Optional | 2x GbE | No | 1x 675 W |
| RCIS | | | | | | | | |
| 7377-K1G | 1x Xeon E5606 2.13 GHz 4C 8 MB 1066 MHz | 1x 4 GB | M5015 + Battery | 12x 3.5" HS (14 max) | Optional | 2x GbE | Multiburner | 1x 675 W |
| 7377-K2G | 1x Xeon E5620 2.40 GHz 4C 12 MB 1066 MHz | 1x 4 GB | M5015 + Battery | 12x 3.5" HS (14 max) | Optional | 2x GbE | Multiburner | 1x 675 W |

* In the processor column: standard quantity of processors, processor model, core speed, cores, L3 cache, memory speed.

‡ The standard disk bays are in the front of the server. The rear disk bays are optional with the addition of a rear hot-swap SAS/SATA rear hard disk drive cage.

† Withdrawn from marketing 31 December, 2012.

Processor options

The server supports up to two processors. The following table shows which server models have each processor standard and lists the additional processor options supported by this server. If there is no corresponding *where-used* model for a particular processor, then this processor is only available through CTO.

Table 4. Processor options

| Part number | Feature code | Description | Models where used |
|-----------------------------------|--------------|--|--------------------|
| Intel Xeon 5600 series processors | | | |
| 81Y6703 | A135 | Intel Xeon E5603 4C 1.60GHz 4MB 1066MHz 80w | A2x |
| 81Y6704 | A136 | Intel Xeon E5606 4C 2.13GHz 8MB 1066MHz 80w | - |
| 81Y6705 | A137 | Intel Xeon E5607 4C 2.26GHz 8MB 1066MHz 80w | B2x |
| 69Y1225 | 4620 | Intel Xeon E5620 4C 2.40GHz 12MB 1066MHz 80w | C2x, C4x, E1U, E2U |
| 69Y1357 | 7716 | Intel Xeon E5630 4C 2.53GHz 12MB 1066MHz 80w | 42x |
| 69Y1358 | 7717 | Intel Xeon E5640 4C 2.66GHz 12MB 1066MHz 80w | 52x |
| 81Y6707 | A139 | Intel Xeon E5645 6C 2.40GHz 12MB 1333MHz 80w | D2x |
| 81Y6708 | A13A | Intel Xeon E5649 6C 2.53GHz 12MB 1333MHz 80w | F2x |
| 81Y6713 | A13F | Intel Xeon L5609 4C 1.86GHz 12MB 1066MHz 40w | - |
| 69Y1359 | 7718 | Intel Xeon L5630 4C 2.13GHz 12MB 1066MHz 40w | - |
| 69Y1227 | 4622 | Intel Xeon L5640 6C 2.26GHz 12MB 1333MHz 60w | - |
| 69Y1229 | 4624 | Intel Xeon X5650 6C 2.66GHz 12MB 1333MHz 95w | 62x, 64x |
| 81Y6710 | A13C | Intel Xeon X5660 6C 2.80GHz 12MB 1333MHz 95w | - |
| 69Y1231 | 4626 | Intel Xeon X5670 6C 2.93GHz 12MB 1333MHz 95w | 72x |
| 81Y6712 | A13E | Intel Xeon X5672 4C 3.20GHz 12MB 1333MHz 95w | - |
| 81Y6711 | A13D | Intel Xeon X5675 6C 3.06GHz 12MB 1333MHz 95w | G2x |
| Intel Xeon 5500 series processors | | | |
| 69Y5251 | A134 | Intel Xeon E5503 2C 2.0GHz 4MB 800MHz 80w | - |
| 69Y1217 | 4612 | Intel Xeon E5506 4C 2.13GHz 4MB 800MHz 80w | 22x |

Memory options

IBM DDR3 memory is compatibility tested and tuned for optimal System x performance and throughput. IBM memory specifications are integrated into the light path diagnostics for immediate system performance feedback and optimum system uptime. From a service and support standpoint, IBM memory automatically assumes the IBM system warranty, and IBM provides service and support worldwide.

The server supports 12 DIMM slots. When one processor is installed, then only six DIMM slots can be used. When two processors are installed, then all 12 DIMM slots can be used. The server supports single-rank, dual-rank, and quad-rank RDIMMs. The maximum amount of memory is achieved when two processors are installed and 16 GB quad-rank RDIMMs are used for a total of 192 GB (96 GB per CPU).

Each CPU has three memory channels and there are two DIMMs per channel. Maximum memory speed is limited by memory speed supported by the specific processor and by the number and type of DIMMs installed (whichever has a lower memory speed rating), as follows:

- Intel Xeon 5600 series processors:
 - 1333 MHz when one or two single-rank or dual-rank RDIMMs per channel are installed
 - 1066 MHz when one quad-rank RDIMM per channel is installed
 - 800 MHz when two quad-rank RDIMMs per channel are installed
- Intel Xeon 5500 series processors: Quad-core and dual-core processors in the x3630 M3 only support memory speed at 800 MHz.

The server supports both 1.5 V and 1.35 V DIMMs. However, mixing the DIMMs with different voltage is not supported. Only systems with Intel Xeon 5600 series processors support the 1.35 V DIMMs.

The following memory protection technologies are supported:

- ECC
- ChipKill (for x4-based RDIMMs)
- Memory mirroring

If memory mirroring is used then DIMMs must be installed in pairs (minimum of one pair per each CPU), and both DIMMs in a pair must be identical in type and size.

The following table lists memory options available for the x3630 M3 server.

Table 5. Memory options

| Part number | Feature code | Description | Maximum supported | Standard models where used |
|-------------|--------------|--|-------------------|-----------------------------------|
| 49Y1405 | 8940 | 2GB (1x2GB, 1Rx8, 1.35V) PC3L-10600 CL9 ECC DDR3 1333MHz LP RDIMM | 12 | - |
| 49Y1406 | 8941 | 4GB (1x4GB, 1Rx4, 1.35V) PC3L-10600 CL9 ECC DDR3 1333MHz LP RDIMM | 12 | A2x, B2x, C2x, D2x, F2x, 64x, G2x |
| 49Y1407 | 8942 | 4GB (1x4GB, 2Rx8, 1.35V) PC3L-10600 CL9 ECC DDR3 1333MHz LP RDIMM | 12 | - |
| 49Y1397 | 8923 | 8GB (1x8GB, 2Rx4, 1.35V) PC3L-10600 CL9 ECC DDR3 1333MHz LP RDIMM | 12 | C4x |
| 49Y1400 | 8939 | 16GB (1x16GB, 4Rx4, 1.35V) PC3L-8500 CL7 ECC DDR3 1066MHz LP RDIMM | 12 | - |

Internal storage

The IBM System x3630 M3 models come standard with one of the following internal disk storage configurations:

- 12x 3.5-inch hot-swap SAS/SATA hard drive bays at the front of the server
- 24x 2.5-inch hot-swap SAS/SATA hard drive bays at the front of the server

In addition, the server supports hot-swap drives at the rear of the server (Figure 3):

- For models with 3.5-inch drives at the front, two extra 3.5-inch hot-swap hard drive bays
- For models with 2.5-inch drives at the front, four extra 2.5-inch hot-swap hard drive bays

The following table lists the two rear hot-swap cage assemblies needed to support disk drives at the rear of the server. The same drives that are supported in the front bays are also supported in the rear bays (see the *Disk drive options* table).

Table 6. Internal storage expansion options

| Part number | Feature code | Description | Maximum supported |
|-------------|--------------|--|-------------------|
| 69Y1527 | 4188 | 2.5-inch Hot Swap Cage Assembly, Rear, 4x 2.5" | 1 |
| 69Y1511 | 4186 | 3.5-inch Hot Swap Cage Assembly, Rear, 2x 3.5" | 1 |

The backplane for the rear hot-swap drives is connected via a SAS cable to the backplane of the front hot-swap bays. This cable (and other cables and mounting hardware) is included with the assemblies listed in the Internal storage expansion options table.

Controllers for internal storage

The following table lists the RAID controllers and additional options used for internal disk storage of the x3630 M3 server.

Table 8. RAID controllers for internal storage

| Part number | Feature code | Description | Maximum supported | Standard models where used |
|-------------|--------------|---|-------------------|----------------------------|
| 46M0831 | 0095 | ServeRAID M1015 SAS/SATA Controller | 1 | 22x, 32x, A2x, B2x |
| 46M0832 | 9749 | ServeRAID M1000 Series Advance Feature Key | 1 | - |
| 46M0916 | 3877 | ServeRAID M5014 SAS/SATA Controller | 1 | 42x, 52x, C2x, D2x, F2x |
| 46M0829 | 0093 | ServeRAID M5015 SAS/SATA Controller | 1 | 62x, 72x, 64x, G2x |
| 46M0917 | 5744 | ServeRAID M5000 Series Battery Kit | 1 | 62x, 72x, 64x, G2x |
| 46M0930 | 5106 | ServeRAID M5000 Series Advanced Feature Key | 1 | - |

The RAID controller in standard models is installed in PCIe slot 4 at the rear of the server (the top slot). Only one RAID controller can be used with the server to support internal HDDs. The two internal ports of the RAID card are connected to the backplane of the front hot-swap drive bays. The backplane incorporates a SAS expander to allow the single RAID card to support all internal drives.

The ServeRAID M1015 SAS/SATA Controller has the following specifications:

- Two Mini-SAS internal connectors
- Supports RAID levels 0, 1, 10
- Supports RAID levels 5 and 50 with optional ServeRAID M1000 Series Advanced Feature Key

- 6 Gbps throughput per port
- Based on the LSI SAS2008 6 Gbps RAID on Chip (ROC) controller
- PCI Express 2.0 x8 host interface
- Configurable stripe size up to 64 KB

The ServeRAID M5014 SAS/SATA Controller has the following specifications:

- Two Mini-SAS internal connectors
- Supports RAID levels 0, 1, 5, 10, and 50
- Supports RAID 6 and 60 with the optional M5000 Advanced Feature Key
- Performance optimization for SSD drives with optional M5000 Series Performance Accelerator Key
- 6 Gbps throughput per port
- PCI Express 2.0 x8 host interface
- Based on the LSI SAS2108 6 Gbps RAID on Chip (ROC) controller
- 256 MB of onboard cache
- Optional Intelligent Li-Ion-based battery backup unit with the ServeRAID M5000 Series Battery Kit

The ServeRAID M5015 SAS/SATA Controller has the following specifications:

- Two Mini-SAS internal connectors
- Supports RAID levels 0, 1, 5, 10, and 50
- Supports RAID 6 and 60 with the optional M5000 Advanced Feature Key
- Performance optimization for SSD drives with optional M5000 Series Performance Accelerator Key
- 6 Gbps throughput per port
- PCI Express 2.0 x8 host interface
- Based on the LSI SAS2108 6 Gbps RAID on Chip (ROC) controller
- 512 MB of onboard cache
- Standard Intelligent Li-Ion-based battery backup unit with up to 48 hours of data retention

For more information, see the list of IBM Redbooks® Product Guides in the RAID adapters category:
<http://www.redbooks.ibm.com/portals/systemx?Open&page=pg&cat=raid>

Internal drive options

The following table lists hard drive options for internal disk storage in the x3630 M3. The mixing of SAS drives and SATA drives is supported by the server.

Table 7. Disk drive options

| Part number | Feature code | Description | Maximum supported |
|---|--------------|--|-------------------|
| 2.5-inch NL SATA HDD | | | |
| 81Y9730 | A1AV | IBM 1TB 7.2K 6Gbps NL SATA 2.5" SFF HS HDD | 28 |
| 81Y9726 | A1NZ | IBM 500GB 7.2K 6Gbps NL SATA 2.5" SFF HS HDD | 28 |
| 42D0752 | 5407 | IBM 500GB 7200 NL SATA 2.5" SFF Slim-HS HDD | 28 |
| 81Y9722 | A1NX | IBM 250GB 7.2K 6Gbps NL SATA 2.5" SFF HS HDD | 28 |
| 2.5-inch NL SAS HDD | | | |
| 81Y9690 | A1P3 | IBM 1TB 7.2K 6Gbps NL SAS 2.5" SFF HS HDD | 28 |
| 90Y8953 | A2XE | IBM 500GB 7.2K 6Gbps NL SAS 2.5" SFF G2HS HDD | 28 |
| 42D0707 | 5409 | IBM 500GB 7200 6Gbps NL SAS 2.5" SFF Slim-HS HDD | 28 |
| 2.5-inch 15K SAS HDD | | | |
| 81Y9670 | A283 | IBM 300GB 15K 6Gbps SAS 2.5" G2HS HDD | 28 |
| 90Y8926 | A2XB | IBM 146GB 15K 6Gbps SAS 2.5" SFF G2HS HDD | 28 |
| 42D0677 | 5536 | IBM 146GB 15K 6Gbps SAS 2.5" SFF Slim-HS HDD | 28 |
| 2.5-inch 10K SAS HDD | | | |
| 00AD075 | A48S | IBM 1.2TB 10K 6Gbps SAS 2.5" G2HS HDD | 28 |
| 81Y9650 | A282 | IBM 900GB 10K 6Gbps SAS 2.5" SFF HS HDD | 28 |
| 90Y8872 | A2XD | IBM 600GB 10K 6Gbps SAS 2.5" SFF G2HS HDD | 28 |
| 49Y2003 | 5433 | IBM 600GB 10K 6Gbps SAS 2.5" SFF Slim-HS HDD | 28 |
| 90Y8877 | A2XC | IBM 300GB 10K 6Gbps SAS 2.5" SFF G2HS HDD | 28 |
| 42D0637 | 5599 | IBM 300GB 10K 6Gbps SAS 2.5" SFF Slim-HS HDD | 28 |
| 2.5-inch self-encrypting drive (SED) | | | |
| 00AD085 | A48T | IBM 1.2TB 10K 6Gbps SAS 2.5" G2HS SED | 28 |
| 81Y9662 | A3EG | IBM 900GB 10K 6Gbps SAS 2.5" SFF G2HS SED | 28 |
| 90Y8908 | A3EF | IBM 600GB 10K 6Gbps SAS 2.5" SFF G2HS SED | 28 |
| 90Y8913 | A2XF | IBM 300GB 10K 6Gbps SAS 2.5" SFF G2HS SED | 28 |
| 44W2264 | 5413 | IBM 300GB 10K 6Gbps SAS 2.5" SFF Slim-HS SED | 28 |
| 44W2294 | 5412 | IBM 146GB 15K 6Gbps SAS 2.5" SFF Slim-HS SED | 28 |
| 90Y8944 | A2ZK | IBM 146GB 15K 6Gbps SAS 2.5" SFF G2HS SED | 28 |

| 2.5-inch SAS-SSD hybrid drive | | | |
|-------------------------------|------|---|----|
| 00AD102 | A4G7 | IBM 600GB 10K 6Gbps SAS 2.5" G2HS Hybrid | 28 |
| 2.5-inch Enterprise SSD | | | |
| 49Y6195 | A4GH | IBM 1.6TB SAS 2.5" MLC HS Enterprise SSD | 28 |
| 00W1125 | A3HR | IBM 100GB SATA 2.5" MLC HS Enterprise SSD | 28 |
| 2.5-inch Enterprise Value SSD | | | |
| 90Y8643 | A2U3 | IBM 256GB SATA 2.5" MLC HS Enterprise Value SSD | 28 |
| 90Y8648 | A2U4 | IBM 128GB SATA 2.5" MLC HS Enterprise Value SSD | 28 |
| 49Y5839 | A3AS | IBM 64GB SATA 2.5" MLC HS Enterprise Value SSD | 28 |
| 49Y5844 | A3AU | IBM 512GB SATA 2.5" MLC HS Enterprise Value SSD | 28 |
| 3.5-inch SATA HDDs | | | |
| 43W7626 | 5560 | IBM 1TB 7200 SATA 3.5" HS HDD | 14 |
| 39M4530 | 5196 | 500GB 7200 RPM 3.5" Hot-Swap SATA II | 14 |
| 3.5-inch NL SATA HDDs | | | |
| 81Y9774 | A27Z | IBM 3TB 7.2K 6Gbps NL SATA 3.5" HS HDD | 14 |
| 42D0782 | 5415 | IBM 2TB 7200 NL SATA 3.5" HS HDD | 14 |
| 3.5-inch NL SAS HDDs | | | |
| 81Y9758 | A281 | IBM 3TB 7.2K 6Gbps NL SAS 3.5" HS HDD | 14 |
| 42D0767 | 5417 | IBM 2TB 7.2K 6Gbps NL SAS 3.5" HS HDD | 14 |
| 42D0777 | 5418 | IBM 1TB 7.2K 6Gbps NL SAS 3.5" HS HDD | 14 |
| 3.5-inch 15K SAS HDDs | | | |
| 44W2234 | 5311 | IBM 300GB 15K 6Gbps SAS 3.5" Hot-Swap HDD | 14 |
| 44W2239 | 5312 | IBM 450GB 15K 6Gbps SAS 3.5" Hot-Swap HDD | 14 |
| 44W2244 | 5313 | IBM 600GB 15K 6Gbps SAS 3.5" Hot-Swap HDD | 14 |

Internal backup units

The server does not support internal tape drive options.

Optical drives

The server does not support internal optical drive options.

I/O expansion options

The server has two available PCI Express slots. One PCI Express x16 (x8 wired) Gen 2 slot is available, and one PCI Express x8 Gen 2 slot is dedicated to the RAID controller. The slot form-factors are as follows:

- Slot 3: Full-height, half-length
- Slot 4: Full-height, half-length (dedicated to the RAID Controller)

Note: There is no slot 1 or slot 2 in the x3630 M3. The system board includes an additional internal PCIe riser slot, but this slot is reserved.

Network adapters

The x3630 M3 has two integrated Gigabit Ethernet ports. Integrated NICs have the following features:

- Intel 82575 chip
- TCP/UDP, IPv4, and IPv6 checksum offloads
- TCP Segmentation/Transmit Segmentation Offloading (TSO)
- Wake on LAN support
- 802.1Q VLAN tagging support
- Support for jumbo frames up to 9 KBytes
- NIC teaming (load balancing and failover) with Intel PROSet software

The following table lists additional, supported network adapters.

Table 9. Network adapters

| Part number | Feature code | Description | Maximum supported |
|-------------------------|--------------|--|-------------------|
| 10 Gb Ethernet | | | |
| 42C1820* | 1637 | Brocade 10Gb CNA for IBM System x | 1 |
| 49Y4250 | 5749 | Emulex 10GbE Virtual Fabric Adapter for IBM System x | |
| 49Y7950 | A18Z | Emulex 10GbE Virtual Fabric Adapter II for IBM System x | 1 |
| 95Y3751 | A348 | Emulex Dual Port VFAII Adapter & FCoE/iSCSI License for IBM System x | 1 |
| 81Y9990 | A1M4 | Mellanox ConnectX-2 Dual Port 10GbE Adapter for IBM System x | 1 |
| 42C1800 | 5751 | QLogic 10Gb CNA for IBM System x | 1 |
| Gigabit Ethernet | | | |
| 49Y7910 | A18Y | Broadcom NetXtreme II Dual Port 10GBaseT Adapter for IBM System x | 1 |
| 49Y4230 | 5767 | Intel Ethernet Dual Port Server Adapter I340-T2 for IBM System x | 1 |
| 49Y4240 | 5768 | Intel Ethernet Quad Port Server Adapter I340-T4 for IBM System x | 1 |
| 49Y7960 | A2EC | Intel X520 Dual Port 10GbE SFP+ Adapter for IBM System x | 1 |
| 49Y7970 | A2ED | Intel X540-T2 Dual Port 10GBaseT Adapter for IBM System x | 1 |
| 39Y6126 | 2944 | PRO/1000 PT Dual Port Server Adapter by Intel | |
| 42C1780 | 2995 | NetXtreme II 1000 Express Dual Port Ethernet Adapter | 1 |

* Withdrawn from marketing

For more information, see the list of IBM Redbooks Product Guides in the Networking adapters category:

<http://www.redbooks.ibm.com/portals/systemx?Open&page=pg&cat=networkadapters>

Storage host bus adapters

The following table lists the storage adapters supported by x3630 M3 server.

Table 10. Storage adapters

| Part number | Feature code | Description | Maximum supported |
|----------------------------|--------------|--|-------------------|
| 16 Gb Fibre Channel | | | |
| 81Y1668 | A2XU | Brocade 16Gb FC Single-port HBA for IBM System x | 1 |
| 81Y1675 | A2XV | Brocade 16Gb FC Dual-port HBA for IBM System x | 1 |
| 81Y1655 | A2W5 | Emulex 16Gb FC Single-port HBA for IBM System x | 1 |
| 81Y1662 | A2W6 | Emulex 16Gb FC Dual-port HBA for IBM System x | 1 |
| 00Y3337 | A3KW | QLogic 16Gb FC Single-port HBA for IBM System x | 1 |
| 00Y3341 | A3KX | Qlogic 16Gb FC Dual-port HBA for IBM System x | 1 |
| 8 Gb Fibre Channel | | | |
| 46M6050 | 3591 | Brocade 8Gb FC Dual-port HBA for IBM System x | 1 |
| 46M6049 | 3589 | Brocade 8Gb FC Single-port HBA for IBM System x | 1 |
| 42D0494 | 3581 | Emulex 8Gb FC Dual-port HBA for IBM System x | 1 |
| 42D0485 | 3580 | Emulex 8Gb FC Single-port HBA for IBM System x | 1 |
| 42D0510 | 3579 | QLogic 8Gb FC Dual-port HBA for IBM System x | 1 |
| 42D0501 | 3578 | QLogic 8Gb FC Single-port HBA for IBM System x | 1 |
| 4 Gb Fibre Channel | | | |
| 59Y1993 | 3886 | Brocade 4Gb FC Dual-port HBA for IBM System x | 1 |
| 59Y1987 | 3885 | Brocade 4Gb FC Single-port HBA for IBM System x | 1 |
| 42C2071* | 1699 | Emulex 4Gb FC Dual-Port PCI-E HBA for IBM System x | 1 |
| 42C2069* | 1698 | Emulex 4Gb FC Single-Port PCI-E HBA for IBM System x | 1 |
| SAS | | | |
| 46M0907 | 5982 | IBM 6 Gb SAS HBA Controller | 1 |
| 46M0912 | 3876 | IBM 6Gb Performance Optimized HBA | 2 |

* Withdrawn from marketing

For more information, see the list of IBM Redbooks Product Guides in the Host bus adapters category:
<http://www.redbooks.ibm.com/portals/systemx?Open&page=pg&cat=hba>

PCIe SSD adapters

The server supports the High IOPS SSD adapters listed in the following table.

Table 11. SSD adapters

| Part number | Feature code | Description | Maximum support |
|-------------|--------------|---|-----------------|
| 81Y4535* | A1NE | 320 GB High IOPS SLC Adapter For IBM System x | 1 |
| 81Y4519* | 5985 | 640 GB High IOPS MLC Duo Adapter For IBM System x | 1 |
| 81Y4539* | A1ND | 640 GB High IOPS SLC Duo Adapter For IBM System x | 1 |

* Withdrawn from marketing

Power supplies

The server supports up to two redundant power supplies providing N+N redundancy. Most standard models come with one power supply. The following table lists the redundant power supply option available for the x3630 M3 server.

Table 12. Power supplies

| Part number | Feature code | Description | Maximum supported | Standard models where used |
|-------------|--------------|---|-------------------|---|
| 69Y1213 | 4777 | 675 W Redundant Power Supply | 2* | 22Y, 32Y, 42Y, 52Y, 62Y, 72Y, A2x, B2x, C2x, D2x, F2x, 64x, G2x |
| 81Y6557 | A0ZG | IBM 675 W High Efficiency Redundant AC Power Supply | 2* | C4x |

* One power supply comes standard with every model. Model C4x includes two power supplies.

The AC power supply ships standard with one 2.8 m C13 - C14 power cord.

Integrated virtualization

The server supports VMware ESXi installed on a USB memory key. The key is installed in a USB socket inside the server. The following table lists the virtualization options.

Table 13. Virtualization options

| Part number | Feature code | Description | Maximum supported |
|-------------|--------------|--|-------------------|
| 41Y8298 | A2G0 | IBM Blank USB Memory Key for VMware ESXi Downloads | 1 |
| 41Y8278 | 1776 | IBM USB Memory Key for VMware ESXi 4 | 1 |
| 41Y8287 | 3033 | IBM USB Memory Key for VMware ESXi 4.1 | 1 |
| 41Y8296 | A1NP | IBM USB Memory Key for VMware ESXi 4.1 Update 1 | 1 |
| 41Y8300 | A2VC | IBM USB Memory Key for VMware ESXi 5.0 | 1 |
| 41Y8307 | A383 | IBM USB Memory Key for VMware ESXi 5.0 Update 1 | 1 |
| 41Y8311 | A2R3 | IBM USB Memory Key for VMware ESXi 5.1 | 1 |
| 41Y8382 | A4WZ | IBM USB Memory Key for VMware ESXi 5.1 Update 1 | 1 |
| 41Y8385 | A584 | IBM USB Memory Key for VMware ESXi 5.5 | 1 |

Remote management

The server contains IBM Integrated Management Module (IMM), which provides advanced service-processor control, monitoring, and alerting functions. If an environmental condition exceeds a threshold or if a system component fails, the IMM lights LEDs to help you diagnose the problem, records the error in the event log, and alerts you to the problem. Optionally, the IMM also provides a virtual presence capability for remote server management capabilities.

The IMM provides remote server management through industry-standard interfaces:

- Intelligent Platform Management Interface (IPMI) Version 2.0
- Simple Network Management Protocol (SNMP) Version 3
- Common Information Model (CIM)
- Web browser

The optional virtual media key is required to enable the remote presence and blue-screen capture features. The remote presence feature provides the following functions:

- Remotely viewing video with graphics resolutions up to 1280x1024 at 75 Hz, regardless of the system state
- Remotely accessing the server using the keyboard and mouse from a remote client
- Mapping the CD or DVD drive, diskette drive, and USB flash drive on a remote client, and mapping ISO and diskette image files as virtual drives that are available for use by the server
- Uploading a diskette image to the IMM memory and mapping it to the server as a virtual drive

The blue-screen capture feature captures the video display contents before the IMM restarts the server when the IMM detects an operating-system hang condition. A system administrator can use the blue-screen capture to assist in determining the cause of the hang condition.

The following table lists the remote management options.

Table 14. Remote management options

| Part number | Feature code | Description | Maximum supported |
|-------------|--------------|---|-------------------|
| 46C7527 | 5891 | IBM Virtual Media Key for Entry Systems | 1 |

Supported operating systems

The server supports the following operating systems:

- Microsoft Windows Essential Business Server 2008 Premium Edition
- Microsoft Windows Essential Business Server 2008 Standard Edition
- Microsoft Windows Server 2003 R2 Datacenter Edition Unlimited Virtualization
- Microsoft Windows Server 2003 R2 x64 Datacenter Edition Unlimited Virtualization
- Microsoft Windows Server 2003/2003 R2, Datacenter Edition
- Microsoft Windows Server 2003/2003 R2, Datacenter x64 Edition
- Microsoft Windows Server 2003/2003 R2, Enterprise Edition
- Microsoft Windows Server 2003/2003 R2, Enterprise x64 Edition
- Microsoft Windows Server 2003/2003 R2, Standard Edition
- Microsoft Windows Server 2003/2003 R2, Standard x64 Edition
- Microsoft Windows Server 2008 R2
- Microsoft Windows Server 2008, Datacenter x64 Edition
- Microsoft Windows Server 2008, Enterprise x64 Edition
- Microsoft Windows Server 2008, Standard x64 Edition
- Microsoft Windows Server 2008, Web x64 Edition
- Microsoft Windows Server 2012
- Microsoft Windows Server 2012 R2
- Microsoft Windows Small Business Server 2003/2003 R2 Premium Edition
- Microsoft Windows Small Business Server 2003/2003 R2 Standard Edition
- Microsoft Windows Small Business Server 2008 Premium Edition
- Microsoft Windows Small Business Server 2008 Standard Edition
- Red Hat Enterprise Linux 5 Server with Xen x64 Edition
- Red Hat Enterprise Linux 5 Server x64 Edition
- Red Hat Enterprise Linux 6 Server Edition
- Red Hat Enterprise Linux 6 Server x64 Edition
- SUSE LINUX Enterprise Server 10 with Xen for AMD64/EM64T
- SUSE LINUX Enterprise Server 11 for AMD64/EM64T
- SUSE LINUX Enterprise Server 11 for x86
- SUSE LINUX Enterprise Server 11 with Xen for AMD64/EM64T
- VMware ESX 4.0
- VMware ESX 4.1
- VMware ESXi 4.0
- VMware ESXi 4.1
- VMware vSphere 5.0 (ESXi)
- VMware vSphere 5.1 (ESXi)
- VMware vSphere 5.5 (ESXi)

See the IBM ServerProven® website for the latest information about the specific versions and service levels supported and any other prerequisites:

<http://www.ibm.com/systems/info/x86servers/serverproven/compat/us/nos/matrix.shtml>

Physical and electrical specifications

Dimensions:

- Width: 488 mm (19.2 in)
- Depth: 749 mm (29.5 in)
- Height: 87 mm (3.4 in)
- Weight
 - Minimum configuration: 16.20 kg (35.68 lb)
 - Maximum configuration: 29.20 kg (64.32 lb)

Operating environment:

- Air temperature
 - Server on
 - 10 - 35° C (50 - 95° F); altitude: 0 - 915 m (3,000 ft)
 - 10 - 32° C (50 - 90° F); altitude: 915 - 2,134 m (3,000 - 7,000 ft)
 - 10 - 28° C (50 - 83° F); altitude: 2,134 - 3,050 m (7,000 - 10,000 ft)
 - Server off: 5 - 45° C (41 - 113° F)
 - Shipment: -40 - 60° C (-40 - 140° F)
- Humidity
 - Server on: 20 - 80%, max dew point 21° C, max rate of change 5° C/hr
 - Server off: 8 - 80%, max dew point 27° C
 - Shipment: 5 - 100%
- Electrical
 - 100 to 127 (nominal) V ac; 50 Hz or 60 Hz; 7.8 A
 - 200 to 240 (nominal) V ac; 50 Hz or 60 Hz; 3.8 A
 - Input kilovolt-amperes (kVA) (approximately):
 - Minimum configuration: 0.22 kVA
 - Maximum configuration: 0.78 kVA
 - Btu output
 - Minimum configuration: 762 Btu/hr (223 watts)
 - Maximum configuration: 2662 Btu/hr (780 watts)
 - Acoustical noise level emission level: Sound power levels
 - 6.1 bels (idling)
 - 6.1 bels (operating)

Warranty options

The IBM System x3630 M3 has a 3-year onsite warranty with 9x5/next-business-day terms. IBM offers warranty service upgrades through IBM ServicePacs. The IBM ServicePac is a series of prepackaged warranty maintenance upgrades and post-warranty maintenance agreements with a well-defined scope of services, including service hours, response time, and term of service and service agreement terms and conditions.

IBM ServicePac offerings are country-specific. That is, each country might have its own service types, service levels, response times, and terms and conditions. Not all covered types of ServicePacs might be available in particular country. For more information about IBM ServicePac offerings available in your country, see the IBM ServicePac Product Selector at:

<https://www-304.ibm.com/sales/gss/download/spst/servicepac>.

In general, the types of IBM ServicePacs are:

- Warranty and maintenance service upgrades
 - One, 2, 3, 4, or 5 years of 9x5 or 24x7 service coverage
 - Onsite repair from next business day to 4 or 2 hours (selected areas)
 - One or 2 years of warranty extension
- Remote technical support services
 - One or 3 years with 24x7 coverage (severity 1) or 9x5/next business day for all severities
 - Installation and startup support for System x® servers
 - Remote technical support for System x servers
 - Software support - Support Line
 - Microsoft or Linux software
 - VMware
 - IBM Systems Director

The following table explains warranty service definitions in more detail.

Table 15. Warranty service definitions

| Term | Description |
|-------------------------|--|
| IBM onsite repair (IOR) | A service technician will come to the server's location for equipment repair. |
| 24x7x2 hour | A service technician is scheduled to arrive at your customer's location within two hours after remote problem determination is completed. We provide service around the clock, every day, including IBM holidays. |
| 24x7x4 hour | A service technician is scheduled to arrive at your customer's location within four hours after remote problem determination is completed. We provide service around the clock, every day, including IBM holidays. |
| 9x5x4 hour | A service technician is scheduled to arrive at your customer's location within four business hours after remote problem determination is completed. We provide service from 8:00 a.m. to 5:00 p.m. in the customer's local time zone, Monday through Friday, excluding IBM holidays. If after 1:00 p.m. it is determined that onsite service is required, the customer can expect the service technician to arrive the morning of the following business day. For noncritical service requests, a service technician will arrive by the end of the following business day. |
| 9x5 next business day | A service technician is scheduled to arrive at your customer's location on the business day after we receive your call, following remote problem determination. We provide service from 8:00 a.m. to 5:00 p.m. in the customer's local time zone, Monday through Friday, excluding IBM holidays. |

Regulatory compliance

The server conforms to the following international standards:

- FCC - Verified to comply with Part 15 of the FCC Rules, Class A
- Canada ICES-003, issue 4, Class A
- UL/IEC 60950-1
- CSA C22.2 No. 69950-1-03
- NOM-019
- Argentina IEC60950-1
- Japan VCCI, Class A
- Australia/New Zealand AS/NZS CISPR 22:2009, Class A
- IEC-60950-1:2001 (CB Certificate and CB Test Report)
- Taiwan BSMI CNS 13438, Class A; CNS 14336
- China CCC (4943-2001), GB 9254-2008 Class A, GB 17625.1:2003
- Korea KN22, Class A; KN24
- Russia/GOST ME01, IEC-60950-1, GOST R 51318.22-99, GOST R 51318.24-99, GOST R 51317.3.2-2006, GOST R 51317.3.3-99
- IEC 60950-1 (CB Certificate and CB Test Report)
- CE Mark (EN55022 Class A, EN60950-1, EN55024, EN61000-3-2, EN61000-3-3)
- CISPR 22, Class A
- TUV-GS (EN60950-1 /IEC60950-1,EK1-ITB2000)

External disk storage expansion

The external disk storage expansion enclosures listed in the following table are available.

Table 16. External storage expansion enclosures

| Part number | Description | Maximum quantity supported per one M5025 |
|-------------|--|--|
| 172701X | IBM System Storage® EXP3000 | 18 (9 per port) |
| 1746A4D | IBM System Storage DS3524 Express Dual Controller Storage System | - |
| 1746A4S | IBM System Storage DS3524 Express Single Controller Storage System | - |
| 1746A2D | IBM System Storage DS3512 Express Dual Controller Storage System | - |
| 1746A2S | IBM System Storage DS3512 Express Single Controller Storage System | - |

The hard disk drives listed in the following table are supported with external expansion enclosures.

Table 17. Hard drive options for external expansion enclosures

| Part number | Description | Maximum quantity supported per one enclosure |
|--|---|--|
| EXP3000 Hot-Swap SATA 3.5" Hard Drives | | |
| 43W7630 | 1000 GB Dual Port Hot Swap SATA | 12 |
| 49Y1940 | IBM 2 TB 7200 Dual Port SATA 3.5" HS HDD | 12 |
| EXP3000 Hot-Swap SAS 3.5" Hard Drives | | |
| 44W2234 | IBM 300 GB 15K 6 Gbps SAS 3.5" Hot-Swap HDD | 12 |
| 44W2239 | IBM 450 GB 15K 6 Gbps SAS 3.5" Hot-Swap HDD | 12 |
| 44W2244 | IBM 600 GB 15K 6 Gbps SAS 3.5" Hot-Swap HDD | 12 |

The ServeRAID M5025 RAID controller listed in the following table are supported and connect to external expansion enclosures.

Table 18. RAID controllers for external storage expansion enclosures

| Part number | Description | Maximum quantity supported |
|-------------|---|----------------------------|
| 46M0830 | ServeRAID M5025 SAS/SATA Controller | 1 |
| 46M0930 | ServeRAID M5000 Series Advance Feature Key* | 1 per one M5025 |
| 81Y4426 | ServeRAID M5000 Series Performance Accelerator Key* | 1 per one M5025 |

* Note: The Advanced Feature Key and Performance Accelerator Key cannot be used at the same time. Only one key can be installed onto the RAID controller.

The ServeRAID M5025 SAS/SATA Controller has the following specifications:

- Two Mini-SAS external connectors
- Supports RAID levels 0, 1, 5, 10, and 50
- Supports RAID 6 and 60 with the optional M5000 Advanced Feature Key
- Performance optimization for SSD drives with optional M5000 Series Performance Accelerator Key
- 6 Gbps throughput per port
- PCI Express 2.0 x8 host interface
- Based on the LSI SAS2108 6 Gbps ROC controller
- 512 MB of onboard cache
- Intelligent Li-Ion-based battery backup unit with up to 48 hours of data retention
- Supports connectivity to the EXP3000, EXP2512, and EXP2524 storage expansion enclosures

For more information about the M5025, see the *ServeRAID M5025 SAS/SATA Controller for IBM System x* at-a-glance guide: <http://www.redbooks.ibm.com/abstracts/tips0739.html?Open>

The external SAS cables listed in the following table are supported with external expansion enclosures and M5025 RAID controllers.

Table 19. External SAS cables for external storage expansion enclosures

| Part number | Description | Maximum quantity supported per enclosure* |
|-------------|-------------------|---|
| 39R6531 | IBM 3 m SAS Cable | 1 |
| 39R6529 | IBM 1 m SAS Cable | 1 |

* Note: The EXP3000 series can be chained with each other. In such a case, one cable is used to connect first EXP3000 to the RAID controller, and every consecutive EXP unit is connected to previous one by one cable.

External disk storage systems

The following table lists the external storage systems that are supported by the server and can be ordered through System x sales channel. The server may support other IBM disk systems that are not listed in this table. Refer to IBM System Storage Interoperability Center for further information, <http://www.ibm.com/systems/support/storage/ssic>.

Table 20. External disk storage systems

| Part number | Description |
|-------------|--|
| 1746A2D | IBM System Storage DS3512 Express Dual Controller Storage System |
| 1746A2S | IBM System Storage DS3512 Express Single Controller Storage System |
| 1746A4D | IBM System Storage DS3524 Express Dual Controller Storage System |
| 1746A4S | IBM System Storage DS3524 Express Single Controller Storage System |
| 181494H | IBM System Storage DS3950 Model 94 |
| 181498H | IBM System Storage DS3950 Model 98 |
| 181492H | IBM System Storage EXP395 Expansion Unit |
| 1746A2E | IBM System Storage EXP3512 Express Storage™ Expansion Unit |
| 1746A4E | IBM System Storage EXP3524 Express Storage Expansion Unit |

For more information, see the list of IBM Redbooks Product Guides in the Storage Systems category: <http://www.redbooks.ibm.com/portals/systemx?Open&page=pg&cat=externalstorage>

External backup units

The server supports the external backup attachment options listed in the following table.

Table 21. External backup options

| Part number | Description |
|--|---|
| External tape expansion enclosures for internal tape drives | |
| 87651UX | 1U Tape Drive Enclosure |
| 8767HHX | Half High Tape Drive Enclosure |
| 87651NX | 1U Tape Drive Enclosure (with Nema 5-15P LineCord) |
| 8767HNX | Half High Tape Drive Enclosure (with Nema 5-15P LineCord) |
| Tape enclosure adapters (with cables) | |
| 44E8869 | USB Enclosure Adapter Kit |
| 40K2599 | SAS Enclosure Adapter Kit |
| Internal backup drives supported by external tape enclosures | |
| 46C5364 | IBM RDX Removable Hard Disk Storage System - Internal USB 160 GB Bundle |
| 46C5387 | IBM RDX Removable Hard Disk Storage System - Internal USB 320 GB Bundle |
| 46C5388 | IBM RDX Removable Hard Disk Storage System - Internal USB 500 GB Bundle |
| 46C5399 | IBM DDS Generation 5 USB Tape Drive |
| 39M5636 | IBM DDS Generation 6 USB Tape Drive |
| 43W8478 | IBM Half High LTO Gen 3 SAS Tape Drive |
| 44E8895 | IBM Half High LTO Gen 4 SAS Tape Drive |
| 49Y9898 | IBM Half High LTO Gen 5 Internal SAS Tape Drive |

| External backup units* | |
|------------------------|---|
| 362516X | IBM RDX Removable Hard Disk Storage System - External USB 160 GB Bundle |
| 362532X | IBM RDX Removable Hard Disk Storage System - External USB 320 GB Bundle |
| 362550X | IBM RDX Removable Hard Disk Storage System - External USB 500 GB Bundle |
| 3628L3X | IBM Half High LTO Gen 3 External SAS Tape Drive (with US line cord) |
| 3628L4X | IBM Half High LTO Gen 4 External SAS Tape Drive (with US line cord) |
| 3628L5X | IBM Half High LTO Gen 5 External SAS Tape Drive (with US line cord) |
| 3628N3X | IBM Half High LTO Gen 3 External SAS Tape Drive (without line cord) |
| 3628N4X | IBM Half High LTO Gen 4 External SAS Tape Drive (without line cord) |
| 3628N5X | IBM Half High LTO Gen 5 External SAS Tape Drive (without line cord) |
| 3580S3V | System Storage TS2230 Tape Drive Express Model H3V |
| 3580S4V | System Storage TS2240 Tape Drive Express Model H4V |
| 3580S5E | System Storage TS2250 Tape Drive Express Model H5S |
| 3580S5X | System Storage TS2350 Tape Drive Express Model S53 |
| 3572S4R | TS2900 Tape Library with LTO4 HH SAS drive & rack mount kit |
| 3572S5R | TS2900 Tape Library with LTO5 HH SAS drive & rack mount kit |
| 35732UL | TS3100 Tape Library Model L2U Driveless |
| 35734UL | TS3200 Tape Library Model L4U Driveless |
| 46X2682† | LTO Ultrium 5 Fibre Channel Drive |
| 46X2683† | LTO Ultrium 5 SAS Drive Sled |
| 46X2684† | LTO Ultrium 5 Half High Fibre Drive Sled |
| 46X2685† | LTO Ultrium 5 Half High SAS Drive Sled |
| 46X6912† | LTO Ultrium 4 Half High Fibre Channel Drive Sled |
| 46X7117† | LTO Ultrium 4 Half High SAS DriveV2 Sled |
| 46X7122† | LTO Ultrium 3 Half High SAS DriveV2 Sled |

* Note: The external tape drives listed can be ordered through System x sales channel. Server may support other IBM tape drives that are not listed in this table. Refer to IBM System Storage Interoperability Center for further information.

† Note: These part numbers are the tape drives options for 35732UL and 35734UL.

For more information, see the list of IBM Redbooks Product Guides in the Backup units category:
<http://www.redbooks.ibm.com/portals/systemx?Open&page=pg&cat=tape>

Top-of-rack Ethernet switches

The server supports the top-of-rack Ethernet switches from IBM System Networking listed in the following table.

Table 22. IBM System Networking - Top-of-rack switches

| Part number | Description |
|---|--|
| IBM System Networking - 1 Gb top-of-rack switches | |
| 0446013 | IBM System Networking RackSwitch G8000R |
| 7309CFC | IBM System Networking RackSwitch G8000F |
| 7309CD8 | IBM System Networking RackSwitch G8000DC |
| 7309G52 | IBM System Networking RackSwitch G8052R |
| 730952F | IBM System Networking RackSwitch G8052F |
| 427348E | IBM Ethernet Switch J48E |
| 6630010 | Juniper Networks EX2200 24 Port |
| 6630011 | Juniper Networks EX2200 24 Port with PoE |
| 6630012 | Juniper Networks EX2200 48 Port |
| 6630013 | Juniper Networks EX2200 48 Port with PoE |
| IBM System Networking - 10 Gb top-of-rack switches | |
| 7309DRX | IBM System Networking RackSwitch G8264CS (Rear to Front) |
| 7309DFX | IBM System Networking RackSwitch G8264CS (Front to Rear) |
| 7309BD5 | IBM System Networking RackSwitch G8124DC |
| 7309BR6 | IBM System Networking RackSwitch G8124ER |
| 7309BF7 | IBM System Networking RackSwitch G8124EF |
| 7309G64 | IBM System Networking RackSwitch G8264R |
| 730964F | IBM System Networking RackSwitch G8264F |
| 7309CR9 | IBM System Networking RackSwitch G8264TR |
| 7309CF9 | IBM System Networking RackSwitch G8264TF |
| 0719410 | Juniper Networks EX4500 - Front to Back Airflow |
| 0719420 | Juniper Networks EX4500 - Back to Front Airflow |
| IBM System Networking - 40 Gb top-of-rack switches | |
| 8036BRX | IBM System Networking RackSwitch G8332 (Rear to Front) |
| 8036BFX | IBM System Networking RackSwitch G8332 (Front to Rear) |
| 8036ARX | IBM System Networking RackSwitch G8316R |
| 8036AFX | IBM System Networking RackSwitch G8316F |

For more information, see the list of IBM Redbooks Product Guides in the Top-of-rack switches category:
<http://www.redbooks.ibm.com/portals/systemx?Open&page=pg&cat=tor>

Uninterruptible power supply units

The server supports attachments to the uninterruptible power supply (UPS) units listed in the following table.

Table 23. Uninterruptible power supply units

| Part number | Description |
|------------------|--|
| Rack-mounted UPS | |
| 21304RX | IBM UPS 10000XHV |
| 53951AX | IBM 1500VA LCD 2U Rack UPS (100V/120V) |
| 53951KX | IBM 1500VA LCD 2U Rack UPS (230V) |
| 53952AX | IBM 2200VA LCD 2U Rack UPS (100V/120V) |
| 53952KX | IBM 2200VA LCD 2U Rack UPS (230V) |
| 53953AX | IBM 3000VA LCD 3U Rack UPS (100 V/120 V) |
| 53953JX | IBM 3000VA LCD 3U Rack UPS (200 V/208 V) |
| 53956AX | IBM 6000VA LCD 4U Rack UPS (200 V/208 V) |
| 53956KX | IBM 6000VA LCD 4U Rack UPS (230 V) |

For more information, see the list of IBM Redbooks Product Guides in the Power infrastructure category:
<http://www.redbooks.ibm.com/portals/systemx?Open&page=pg&cat=power>

Power distribution units

The server supports attachments to the power distribution units (PDUs) listed in the following table.

Table 24. Power distribution units

| Part number | Description |
|------------------------------------|---|
| Switched and Monitored PDUs | |
| 46M4002 | IBM 1U 9 C19/3 C13 Active Energy Manager DPI® PDU |
| 46M4003 | IBM 1U 9 C19/3 C13 Active Energy Manager 60A 3 Phase PDU |
| 46M4004 | IBM 1U 12 C13 Active Energy Manager DPI PDU |
| 46M4005 | IBM 1U 12 C13 Active Energy Manager 60A 3 Phase PDU |
| 46M4167 | IBM 1U 9 C19/3 C13 Switched and Monitored 30A 3 Phase PDU |
| 46M4116 | IBM 0U 24 C13 Switched and Monitored 30A PDU |
| 46M4119 | IBM 0U 24 C13 Switched and Monitored 32A PDU |
| 46M4134 | IBM 0U 12 C19/12 C13 Switched and Monitored 50A 3 Phase PDU |
| 46M4137 | IBM 0U 12 C19/12 C13 Switched and Monitored 32A 3 Phase PDU |
| Enterprise PDUs | |
| 71762MX | IBM Ultra Density Enterprise PDU C19 PDU+ (WW) |
| 71762NX | IBM Ultra Density Enterprise PDU C19 PDU (WW) |
| 71763MU | IBM Ultra Density Enterprise PDU C19 3 phase 60A PDU+ (NA) |
| 71763NU | IBM Ultra Density Enterprise PDU C19 3 phase 60A PDU (NA) |
| 39M2816 | IBM DPI C13 Enterprise PDU without linecord |
| 39Y8923 | DPI 60A Three Phase C19 Enterprise PDU with IEC309 3P+G (208 V) fixed line cord |
| 39Y8941 | DPI Single Phase C13 Enterprise PDU without line cord |
| 39Y8948 | DPI Single Phase C19 Enterprise PDU without line cord |
| Front-End PDUs | |
| 39Y8934 | DPI 32amp/250V Front-end PDU with IEC 309 2P+Gnd connector |
| 39Y8935 | DPI 63amp/250V Front-end PDU with IEC 309 2P+Gnd connector |
| 39Y8938 | 30amp/125V Front-end PDU with NEMA L5-30P connector |
| 39Y8939 | 30amp/250V Front-end PDU with NEMA L6-30P connector |
| 39Y8940 | 60amp/250V Front-end PDU with IEC 309 60A 2P+N+Gnd connector |

| Universal PDUs | |
|----------------|---|
| 39Y8951 | DPI Universal Rack PDU w/ US LV and HV line cords |
| 39Y8952 | DPI Universal Rack PDU w/ CEE7-VII Europe LC |
| 39Y8953 | DPI Universal Rack PDU w/ Denmark LC |
| 39Y8954 | DPI Universal Rack PDU w/ Israel LC |
| 39Y8955 | DPI Universal Rack PDU w/Italy LC |
| 39Y8956 | DPI Universal Rack PDU w/South Africa LC |
| 39Y8957 | DPI Universal Rack PDU w/UK LC |
| 39Y8958 | DPI Universal Rack PDU with AS/NZ LC |
| 39Y8959 | DPI Universal Rack PDU w/China LC |
| 39Y8962 | DPI Universal Rack PDU (Argentina) |
| 39Y8960 | DPI Universal Rack PDU (Brazil) |
| 39Y8961 | DPI Universal Rack PDU (India) |
| 0U Basic PDUs | |
| 46M4122 | IBM 0U 24 C13 16A 3 Phase PDU |
| 46M4125 | IBM 0U 24 C13 30A 3 Phase PDU |
| 46M4128 | IBM 0U 24 C13 30A PDU |
| 46M4131 | IBM 0U 24 C13 32A PDU |
| 46M4140 | IBM 0U 12 C19/12 C13 60A 3 Phase PDU |
| 46M4143 | IBM 0U 12 C19/12 C13 32A 3 Phase PDU |

For more information, see the list of IBM Redbooks Product Guides in the Power infrastructure category:
<http://www.redbooks.ibm.com/portals/systemx?Open&page=pg&cat=power>

Rack cabinets

The server supports the rack cabinets listed in the following table. The Tower-to-Rack Conversion Kit (part number 42C8923, 5Ux20" Tower to Rack Conversion Kit for x3200) is required for the server to be installed in the rack.

Table 25. Rack cabinets

| Part number | Description |
|-------------|---|
| 201886X | IBM 11U Office Enablement Kit |
| 93072PX | IBM 25U Static S2 Standard Rack |
| 93072RX | IBM 25U Standard Rack |
| 14102RX | IBM 25RU standard rack |
| 14104RX | IBM 42U S2 standard rack |
| 93074RX | IBM 42U Standard Rack |
| 93074XX | IBM 42U Standard Rack Extension |
| 93084EX | IBM 42U Enterprise Expansion Rack |
| 93084PX | IBM 42U Enterprise Rack |
| 93604EX | IBM 42U 1200 mm Deep Dynamic Expansion Rack |
| 93604PX | IBM 42U 1200 mm Deep Dynamic Rack |
| 93614EX | IBM 42U 1200 mm Deep Static Expansion Rack |
| 93614PX | IBM 42U 1200 mm Deep Static Rack |
| 93624EX | IBM 47U 1200 mm Deep Static Expansion Rack |
| 93624PX | IBM 47U 1200 mm Deep Static Rack |

For more information, see the list of IBM Redbooks Product Guides in the Rack cabinets and options category: <http://www.redbooks.ibm.com/portals/systemx?Open&page=pg&cat=rack>

Rack options

The server supports the rack console switches and monitor kits listed in the following table.

Table 26. Rack options

| Part number | Feature code | Description |
|---------------------------------|-----------------|---|
| Monitor kits and keyboard trays | | |
| 17238BX | 1723HC1 fc A3EK | IBM 1U 18.5" Standard Console |
| 17238EX | 1723HC1 fc A3EL | IBM 1U 18.5" Enhanced Media Console |
| 172317X | 1723HC1 fc 0051 | 1U 17in Flat Panel Console Kit |
| 172319X | 1723HC1 fc 0052 | 1U 19in Flat Panel Console Kit |
| Console switches | | |
| 3858D3X | 3858HC1 fc A4X1 | Avocent Universal Management Gateway 6000 for IBM |
| 1754D2X | 1754HC2 fc 6695 | IBM Global 4x2x32 Console Manager (GCM32) |
| 1754D1X | 1754HC1 fc 6694 | IBM Global 2x2x16 Console Manager (GCM16) |
| 1754A2X | 1754HC4 fc 0726 | IBM Local 2x16 Console Manager (LCM16) |
| 1754A1X | 1754HC3 fc 0725 | IBM Local 1x8 Console Manager (LCM8) |
| Console cables | | |
| 00AK142 | A4X4 | UM KVM Module VGA+SD Dual RJ45 |
| 43V6147 | 3757 | IBM Single Cable USB Conversion Option (UCO) |
| 39M2895 | 3756 | IBM USB Conversion Option (4 Pack UCO) |
| 39M2897 | 3754 | IBM Long KVM Conversion Option (4 Pack Long KCO) |
| 46M5383 | 5341 | IBM Virtual Media Conversion Option Gen2 (VCO2) |
| 46M5382 | 5340 | IBM Serial Conversion Option (SCO) |

For more information, see the list of IBM Redbooks Product Guides in the Rack cabinets and options category: <http://www.redbooks.ibm.com/portals/systemx?Open&page=pg&cat=rack>

IBM Global Financing

IBM Global Financing can help you obtain the IT solution you need while preserving funding for other strategic investments and optimizing cash flow. Our Fair Market Value (FMV) lease helps ensure that you have the latest IBM technology and with our mid-lease upgrade capability, you can increase the capacity of the system with little to no change in monthly payments. At the end of the lease, take advantage of our flexible end-of-lease options to fit your changing business needs. IBM Global Financing has the breadth and depth of offerings, longevity, proven success and global reach to help you develop a robust financing and asset management strategy that provides you the opportunity to leverage new technologies and turn your ambitious vision into a tangible solution.

Here are some other reasons why working with us makes solid financial sense:

- Expand your purchasing power—Affordable monthly payments allow you to change the technology acquisition discussion from “what can I afford right now” to “what solution is really right for my business.” IBM Global Financing allows you to expand your purchase power to get you the right solution.
- Accelerate your project’s cash flow break-even point—Acquire your IBM technology today and begin to realize its benefits now. An FMV lease can help you get the solution you need now, with low monthly payments that better align upfront costs with the anticipated return on investment from the technology.
- Easy to acquire with affordable rates—We offer one-stop shopping for a total IT solution, so you can acquire IBM hardware, software, services and the financing you need—from one IT provider.

Plus, we provide simple, easy-to-understand contracts and quick approvals. As the world’s largest IT financing provider, with an asset base of US\$35.8 billion and over 125,000 customers, IBM Global Financing offers highly competitive rates that promote low total cost of ownership and low monthly payments.

IBM Global Financing operates in more than 50 countries. Go to <http://ibm.com/financing> for financing options in your country and to contact a local financing specialist.

IBM Global Financing offerings are provided through IBM Credit LLC in the United States and other IBM subsidiaries and divisions worldwide to qualified commercial and government clients. Rates and availability subject to client’s credit rating, financing terms, offering type, equipment and product type and options, and may vary by country. Non-hardware items must be one-time, non-recurring charges and are financed by means of loans. Other restrictions may apply. Rates and offerings are subject to change, extension or withdrawal without notice and may not be available in all countries. Please contact your local IBM Global Financing representative for additional detail.

Related publications and links

For more information see the following documents:

- IBM System x3630 M3 product page
<http://www.ibm.com/systems/x/hardware/rack/x3630m3/>
- *Installation and User's Guide - IBM System x3630 M3*
<http://ibm.com/support/entry/portal/docdisplay?Indocid=MIGR-5085552>
- *Problem Determination and Service Guide - IBM System x 3630 M3*
<http://ibm.com/support/entry/portal/docdisplay?Indocid=MIGR-5085553>
- ServerProven hardware compatibility page for the x3630 M3
<http://www.ibm.com/systems/info/x86servers/serverproven/compat/us/xseries/7377.html>
- Product Guides for IBM System x options
<http://www.redbooks.ibm.com/portals/systemx?Open&page=ataglance>
- *IBM System x® Configuration and Options Guide*
<http://www.ibm.com/systems/xbc/cog/>
- xREF: IBM x86 Server Reference
<http://www.redbooks.ibm.com/xref>
- IBM System x Support Portal
<http://ibm.com/support/entry/portal/>
http://ibm.com/support/entry/portal/Downloads/Hardware/Systems/System_x/System_x3630_M3

Related product families

Product families related to this document are the following:

- [2-Socket Rack Servers](#)

Notices

Lenovo may not offer the products, services, or features discussed in this document in all countries. Consult your local Lenovo representative for information on the products and services currently available in your area. Any reference to a Lenovo product, program, or service is not intended to state or imply that only that Lenovo product, program, or service may be used. Any functionally equivalent product, program, or service that does not infringe any Lenovo intellectual property right may be used instead. However, it is the user's responsibility to evaluate and verify the operation of any other product, program, or service. Lenovo may have patents or pending patent applications covering subject matter described in this document. The furnishing of this document does not give you any license to these patents. You can send license inquiries, in writing, to:

Lenovo (United States), Inc.
1009 Think Place - Building One
Morrisville, NC 27560
U.S.A.
Attention: Lenovo Director of Licensing

LENOVO PROVIDES THIS PUBLICATION "AS IS" WITHOUT WARRANTY OF ANY KIND, EITHER EXPRESS OR IMPLIED, INCLUDING, BUT NOT LIMITED TO, THE IMPLIED WARRANTIES OF NON-INFRINGEMENT, MERCHANTABILITY OR FITNESS FOR A PARTICULAR PURPOSE. Some jurisdictions do not allow disclaimer of express or implied warranties in certain transactions, therefore, this statement may not apply to you.

This information could include technical inaccuracies or typographical errors. Changes are periodically made to the information herein; these changes will be incorporated in new editions of the publication. Lenovo may make improvements and/or changes in the product(s) and/or the program(s) described in this publication at any time without notice.

The products described in this document are not intended for use in implantation or other life support applications where malfunction may result in injury or death to persons. The information contained in this document does not affect or change Lenovo product specifications or warranties. Nothing in this document shall operate as an express or implied license or indemnity under the intellectual property rights of Lenovo or third parties. All information contained in this document was obtained in specific environments and is presented as an illustration. The result obtained in other operating environments may vary. Lenovo may use or distribute any of the information you supply in any way it believes appropriate without incurring any obligation to you.

Any references in this publication to non-Lenovo Web sites are provided for convenience only and do not in any manner serve as an endorsement of those Web sites. The materials at those Web sites are not part of the materials for this Lenovo product, and use of those Web sites is at your own risk. Any performance data contained herein was determined in a controlled environment. Therefore, the result obtained in other operating environments may vary significantly. Some measurements may have been made on development-level systems and there is no guarantee that these measurements will be the same on generally available systems. Furthermore, some measurements may have been estimated through extrapolation. Actual results may vary. Users of this document should verify the applicable data for their specific environment.

© Copyright Lenovo 2019. All rights reserved.

This document, TIPS0807, was created or updated on March 19, 2014.

Send us your comments in one of the following ways:

- Use the online Contact us review form found at:
<http://lenovopress.com/TIPS0807>
- Send your comments in an e-mail to:
comments@lenovopress.com

This document is available online at <http://lenovopress.com/TIPS0807>.

Trademarks

Lenovo and the Lenovo logo are trademarks or registered trademarks of Lenovo in the United States, other countries, or both. A current list of Lenovo trademarks is available on the Web at <https://www.lenovo.com/us/en/legal/copytrade/>.

The following terms are trademarks of Lenovo in the United States, other countries, or both:

BladeCenter®
Lenovo®
RackSwitch
ServeRAID
ServerGuide
ServerProven®
System x®

The following terms are trademarks of other companies:

Intel® and Xeon® are trademarks or registered trademarks of Intel Corporation or its subsidiaries in the United States and other countries.

Linux® is a trademark of Linus Torvalds in the United States, other countries, or both.

Microsoft®, Windows Server®, and Windows® are trademarks of Microsoft Corporation in the United States, other countries, or both.

Other company, product, or service names may be trademarks or service marks of others.