

QLogic Ethernet and 8 Gb Fibre Channel Expansion Card (CFFh) for BladeCenter

Product Guide (withdrawn product)

The QLogic Ethernet and 8 Gb Fibre Channel Expansion Card (CFFh) for BladeCenter is installed in the blade server and allows connectivity to high-speed switch bays. This expansion card provides flexibility for connecting the blade server to the horizontally oriented BladeCenter H modules in bays 7 and 8 or bays 9 and 10 when using the Multi-Switch Interconnect Module (MSIM).

Figure 1 shows the QLogic Ethernet and 8 Gb Fibre Channel Expansion Card (CFFh).



Figure 1. QLogic Ethernet and 8 Gb Fibre Channel Expansion Card (CFFh)

Did you know?

Installing the QLogic Ethernet and 8 Gb Fibre Channel Expansion Card (CFFh) card in every blade server in your chassis adds two 1 Gb Ethernet ports and two 8 Gb Fibre Channel ports to each server. Combined with the two onboard Ethernet ports, this gives you an aggregate total of 4 Gbps of Ethernet bandwidth and 16 Gb of Fibre Channel bandwidth for every server in the chassis. This has the potential of meeting even the most bandwidth-intensive application needs such as virtualization.

When using the CFFh adapter, you can simultaneously use a CFFv or CIOv adapter to enable additional I/O support to blade servers such as the HS22 when installed in the BladeCenter H chassis. The innovative design of the CFFh adapter is designed to work with the CFFv or CIOv adapter to support this combination workload.

The adapter connects to the midplane directly, without having to use cables or small form-factor pluggable (SFP) modules. By eliminating these components for up to 14 servers, the resulting savings alone covers the BladeCenter chassis investment.

Part number information

Table 1 shows the part number to order this card.

Table 1. Part number and feature code for ordering

Description	Part number	Feature code (x-config / e-config)
QLogic Eth and 8Gb Fibre Channel Exp Card (CFFh) for BladeCenter	44X1940*	5485 / 8271
QLogic Enet and 8Gb FC Exp Card (CFFh) for BladeCenter	00Y3270*	A3JC / None

* Withdrawn from marketing.

The part number includes the following items:

- One QLogic Ethernet and 8 Gb Fibre Channel Expansion Card (CFFh) for BladeCenter
- The documentation CD
- The *Important Notices* document

Features

The QLogic Ethernet and 8 Gb Fibre Channel Expansion Card (CFFh) has the following features:

- Specifications
 - CFFh form factor
 - PCI Express x8 host interface
 - Broadcom 5709S ASIC with two 1 Gb Ethernet ports
 - QLogic EP2532 ASIC with two 8 Gb Fibre Channel ports
 - Two Gigabit Ethernet ports routed to the bays 7 and 9 of the MSIM
 - Two 8 Gb Fibre Channel ports routed to the bays 8 and 10 of the MSIM
 - Support for BladeCenter Open Fabric Manager
 - Support for direct memory access (DMA)
- Ethernet features
 - Full-duplex (FDX) capability, enabling simultaneous transmission and reception of data on the Ethernet local area network (LAN).
 - Failover and load balancing NIC teaming support
 - Preboot Execution Environment (PXE) support
- Fibre Channel features
 - 8/4/2 Gbps speeds with auto-negotiation (4.2480/2.1240/1.0625 Gbps)
 - 200,000 IOPS per port
 - 1,600 MBps (full duplex) per port
 - Fast!UTIL BIOS utility program to customize the configuration parameters
 - Support for point-to-point fabric connection (F-port fabric login)
 - Support for Fibre Channel Arbitrated Loop (FC-AL) connection (FL-port fabric login)
 - Support for Fibre Channel service (classes 2 and 3)
 - Multi-ID and Node port (N_Port) virtualization (NPV) allows a single port to acquire multiple N_Port IDs.
 - Support for remote startup (boot) operations
 - Persistent binding
 - Logical unit number (LUN) masking
- Fibre Channel standard compliance
 - SCSI-3 Fibre Channel Protocol (SCSI-FCP)
 - Fibre Channel Protocol for SCSI, Second Version (FCP-2)
 - Fibre Channel Physical and Signaling Interface (FC-PH, FC-PH-2, FC-PH-3)
 - Fibre Channel Arbitrated Loop (FC-AL, FC-AL-2)
 - Fibre Channel Fabric Loop Attachment (FC-FLA)

- o Fibre Channel Private Loop Direct Attach (FC-PLDA)
- o Fibre Channel Tape (FC-TAPE)
- o Fibre Channel Generic Services (FC-GS-2, FC-GS-3)
- o Fibre Channel Framing and Signaling (FC-FS)

Operating environment

The expansion card is supported in the following environment:

- Temperature: 10 to 35°C (50 to 95°F)
- Relative humidity: 8% to 80% non-condensing

Supported servers and I/O modules

The QLogic Ethernet and 8 Gb Fibre Channel Expansion Card (CFFh) is supported in the BladeCenter servers listed in Table 2.

Table 2. Supported servers

Part number	Product description	HS12 (8028)	HS22 (7870)	HS22V (7871)	HS23 (7875)	HS23E (8038)	HX5 (7873)	PS700/1/2 (8406)	PS703/4 (7891)
44X1940	QLogic Eth and 8Gb Fibre Channel Exp Card (CFFh)	Y	Y	Y	Y	Y	Y	Y	Y
00Y3270	QLogic Enet and 8Gb FC Exp Card (CFFh)	Y	Y	Y	Y	Y	Y	Y	Y

See ServerProven at the following Web address for the latest information about the expansion cards supported by each blade server type:

<http://ibm.com/servers/eserver/serverproven/compat/us/>

Figure 2 shows where the CFFh card is installed in a BladeCenter server.




Figure 2. Location on the BladeCenter server planar where the CFFh card is installed

The QLogic Ethernet and 8 Gb FC Expansion Card is used in conjunction with the MSIM in BladeCenter H or MSIM-HT in BladeCenter HT. The card requires the following I/O modules in the MSIM:

- A supported Ethernet switch module or pass-thru module installed in the left bay (for the Ethernet connections)
- A supported Fibre Channel switch module or pass-thru module installed in the right bay (for the Fibre Channel connections)

Table 3 lists the I/O modules that can be used to connect to the QLogic Ethernet and 8 Gb Fibre Channel Expansion Card (CFFh).

Table 3. I/O modules supported with the QLogic Ethernet and 8 Gb FC Expansion Card (CFFh)

I/O module	Part number	MSIM	MSIM-HT
Left bay of the MSIM (Ethernet)			
Cisco Catalyst Switch Module 3110G	41Y8523	Y	Y
Cisco Catalyst Switch Module 3110G	00Y3254	Y	Y
Cisco Catalyst Switch Module 3110X	41Y8522	Y	Y
Cisco Catalyst Switch Module 3110X	00Y3250	Y	Y
Cisco Catalyst Switch Module 3012	43W4395	Y	Y
Cisco Catalyst Switch Module 3012	46C9272	Y	Y
Server Connectivity Module	39Y9324	Y	N
Layer 2/3 Copper Gb Ethernet Switch	32R1860	Y	Y
Layer 2/3 Fiber Gb Ethernet Switch	32R1861	Y	Y
Layer 2-7 Gb Ethernet Switch	32R1859	N	N
1/10 Gb Uplink ESM	44W4404	Y	Y
Intelligent Copper Pass-thru Module	44W4483	Y	N
Right bay of the MSIM (Fibre Channel)			
Brocade Enterprise 20-port 8Gb SAN Switch Module	42C1828	Y	N
Brocade 20-port 8Gb SAN Switch Module	44X1920	Y	Y
Brocade 10-port 8Gb SAN Switch Module	44X1921	Y	Y
Cisco Systems 4Gb 20 port Fibre Channel Switch	39Y9280	Y	Y
Cisco Systems 4Gb 20 port Fibre Channel Switch	44E5696	Y	Y
Cisco Systems 4Gb 10 port Fibre Channel Switch	39Y9284	Y	Y
Cisco Systems 4Gb 10 port Fibre Channel Switch	44E5692	Y	Y
QLogic 20-Port 8Gb SAN Switch Module	44X1905	Y	Y
QLogic 20-Port 4/8 Gb SAN Switch Module	88Y6406	Y	Y
QLogic 8Gb Intelligent Pass-thru Module	44X1907	Y	N
QLogic 4/8 Gb Intelligent Pass-thru Module	88Y6410	Y	N

In the BladeCenter H, the ports of CFFh cards are routed through the midplane to I/O bays 7, 8, 9, and 10 as shown in Figure 3.

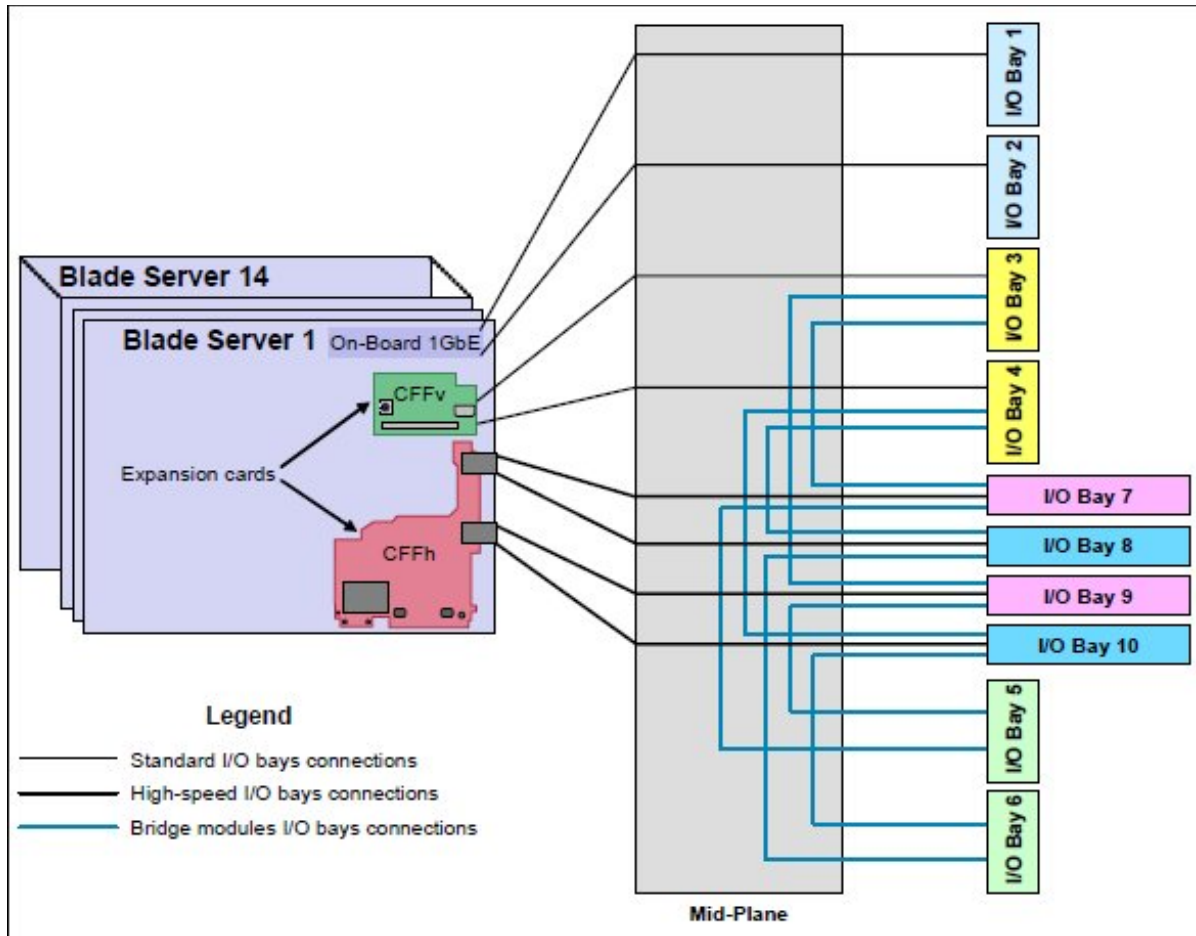


Figure 3. BladeCenter H I/O topology showing the I/O paths from the CFFh expansion cards

The BladeCenter H supports two MSIMs. The top MSIM is installed in the space occupied by I/O bays 7 and 8. The bottom MSIM is installed in the space occupied by bays 9 and 10. Figure 4 shows the MSIM being installed into bays 7 and 8 of the BladeCenter H chassis.

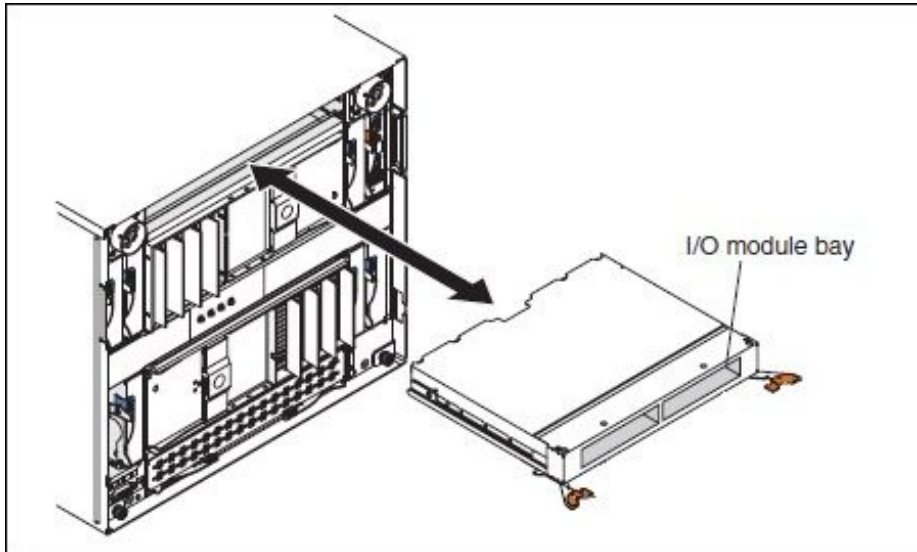


Figure 4. MSIM installed in bays 7 and 8 of the BladeCenter H chassis

To use both Ethernet ports and both Fibre Channel ports of the expansion card, you must install the following items:

- Two MSIMs in the BladeCenter H chassis
- One Ethernet switch module and one Fibre Channel switch module in each MSIM

Each switch module routes one port of the expansion card:

- CFFh port 1: upper-left MSIM bay 7 (Ethernet)
- CFFh port 2: upper-right MSIM bay 8 (Fibre Channel)
- CFFh port 3: lower-left MSIM bay 9 (Ethernet)
- CFFh port 4: lower-right MSIM bay 10 (Fibre Channel)

Popular configurations

The QLogic Ethernet and 8 Gb FC Expansion Card is ideal for adding additional Ethernet and Fibre Channel ports to a BladeCenter H configuration. In this configuration, each HS22 blade server has the QLogic expansion card installed along with an Ethernet Expansion Card (CIOv) and the onboard Ethernet controller. This means that six Ethernet connections and two Fibre Channel connections are delivered to each server (Figure 5). All connections between the cards and the switch modules are internal to the chassis. No cabling is needed.

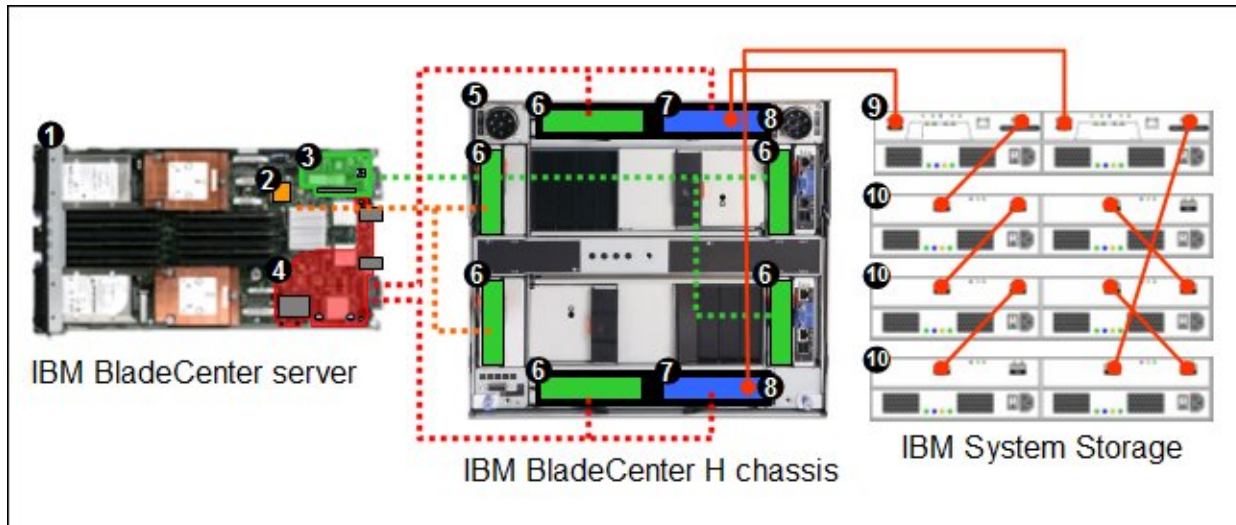


Figure 5. Using the QLogic Ethernet and 8 Gb FC Expansion Card to supply six Ethernet connections and two Fibre Channel connections to each server

Table 4 lists the components that are used in this configuration.

Table 4. Components used in the eight ports-per-server configuration

Diagram reference	Part number / machine type	Description	Quantity
1	7870	BladeCenter HS22	1 to 14
2	None	Ethernet controller on the system board of the server	1 per server
3	44W4475	Ethernet Expansion Card (CIOv) for BladeCenter	1 per server
4	44X1940	QLogic Ethernet and 8 Gb FC Expansion Card for BladeCenter	1 per server
5	8852	BladeCenter H chassis	1
6	Varies	Ethernet Switch Modules routing signals from the integrated controller 2, CIOv card 3, and Ethernet ports of the QLogic expansion card 4 (see Table 3)	6
7	Varies	8 Gb Fibre Channel Switch Modules (see Table 3)	2
8	39Y9314	Multi-Switch Interconnect Module	2
9	1726-41X or 1726-42X	IBM System Storage DS3400 (Single or Dual Controller)	1
10	1727	Optional: IBM System Storage EXP3000 (Single or Dual ESM)	1 to 3
Not shown	39R6536	DS3000 Partition Expansion License	1

Supported operating systems

The QLogic Ethernet and 8 Gb Fibre Channel Expansion Card (CFFh) supports the following operating systems:

- AIX 5L for POWER Version 5.3
- AIX Version 6.1
- IBM i 6.1
- IBM i 7.1
- IBM Virtual I/O Server
- Microsoft Windows Server 2003, Web Edition
- Microsoft Windows Server 2003/2003 R2, Enterprise Edition
- Microsoft Windows Server 2003/2003 R2, Enterprise x64 Edition
- Microsoft Windows Server 2003/2003 R2, Standard Edition
- Microsoft Windows Server 2003/2003 R2, Standard x64 Edition
- Microsoft Windows Small Business Server 2003/2003 R2 Premium Edition
- Microsoft Windows Small Business Server 2003/2003 R2 Standard Edition
- Microsoft Windows Server 2008, Enterprise x64 Edition
- Microsoft Windows Server 2008, Enterprise x86 Edition
- Microsoft Windows Server 2008, Standard x64 Edition
- Microsoft Windows Server 2008, Standard x86 Edition
- Microsoft Windows Server 2008, Web x64 Edition
- Microsoft Windows Server 2008, Web x86 Edition
- Microsoft Windows Server 2008 R2
- Microsoft Windows Server 2012
- Red Hat Enterprise Linux 4 AS for AMD64/EM64T
- Red Hat Enterprise Linux 4 AS for x86
- Red Hat Enterprise Linux 4 ES for AMD64/EM64T
- Red Hat Enterprise Linux 4 ES for x86
- Red Hat Enterprise Linux 4 WS/HPC for AMD64/EM64T
- Red Hat Enterprise Linux 4 WS/HPC for x86
- Red Hat Enterprise Linux 5 for IBM POWER
- Red Hat Enterprise Linux 5 Server Edition
- Red Hat Enterprise Linux 5 Server Edition with Xen
- Red Hat Enterprise Linux 5 Server with Xen x64 Edition
- Red Hat Enterprise Linux 5 Server x64 Edition
- Red Hat Enterprise Linux 6 Server Edition
- Red Hat Enterprise Linux 6 Server x64 Edition
- SUSE LINUX Enterprise Server 9 for AMD64/EM64T
- SUSE LINUX Enterprise Server 9 for x86
- SUSE LINUX Enterprise Server 10 for AMD64/EM64T
- SUSE LINUX Enterprise Server 10 for IBM POWER
- SUSE LINUX Enterprise Server 10 for x86
- SUSE LINUX Enterprise Server 10 with Xen for AMD64/EM64T
- SUSE LINUX Enterprise Server 10 with Xen for x86
- SUSE LINUX Enterprise Server 11 for AMD64/EM64T
- SUSE LINUX Enterprise Server 11 for x86
- SUSE LINUX Enterprise Server 11 with Xen for AMD64/EM64T
- VMware ESX 3.5
- VMware ESX 4.0
- VMware ESX 4.1
- VMware ESXi 4.0
- VMware ESXi 4.1
- VMware vSphere 5
- VMware vSphere 5.1

See ServerProven at the following address for the latest information about the specific versions and service packs that are supported for the particular blade server:

<http://ibm.com/servers/eserver/serverproven/compat/us/>

Select the blade server and then select the expansion card to see the supported operating systems.

Related publications

For more information, see the following documents:

- *QLogic Ethernet and 8 Gb Fibre Channel Expansion Card (CFFh) Installation and User Guide*
<http://ibm.com/support/entry/portal/docdisplay?lnocid=migr-5080514>
- IBM US Announcement Letter for the QLogic Ethernet and 8 Gb Fibre Channel Expansion Card (CFFh)
<http://ibm.com/common/ssi/cgi-bin/ssialias?infotype=dd&subtype=ca&&htmlfid=897/ENUS109-093>
- *BladeCenter Interoperability Guide*
<http://lenovopress.com/bcig>
- *BladeCenter Products and Technology*, SG24-7523
<http://lenovopress.com/sg247523>
- BladeCenter PS700, PS701 and PS702 Technical Overview and Introduction
<http://www.redbooks.ibm.com/abstracts/redp4655.html>

Related product families

Product families related to this document are the following:

- [Blade Storage Adapters](#)

Notices

Lenovo may not offer the products, services, or features discussed in this document in all countries. Consult your local Lenovo representative for information on the products and services currently available in your area. Any reference to a Lenovo product, program, or service is not intended to state or imply that only that Lenovo product, program, or service may be used. Any functionally equivalent product, program, or service that does not infringe any Lenovo intellectual property right may be used instead. However, it is the user's responsibility to evaluate and verify the operation of any other product, program, or service. Lenovo may have patents or pending patent applications covering subject matter described in this document. The furnishing of this document does not give you any license to these patents. You can send license inquiries, in writing, to:

Lenovo (United States), Inc.
1009 Think Place - Building One
Morrisville, NC 27560
U.S.A.
Attention: Lenovo Director of Licensing

LENOVO PROVIDES THIS PUBLICATION "AS IS" WITHOUT WARRANTY OF ANY KIND, EITHER EXPRESS OR IMPLIED, INCLUDING, BUT NOT LIMITED TO, THE IMPLIED WARRANTIES OF NON-INFRINGEMENT, MERCHANTABILITY OR FITNESS FOR A PARTICULAR PURPOSE. Some jurisdictions do not allow disclaimer of express or implied warranties in certain transactions, therefore, this statement may not apply to you.

This information could include technical inaccuracies or typographical errors. Changes are periodically made to the information herein; these changes will be incorporated in new editions of the publication. Lenovo may make improvements and/or changes in the product(s) and/or the program(s) described in this publication at any time without notice.

The products described in this document are not intended for use in implantation or other life support applications where malfunction may result in injury or death to persons. The information contained in this document does not affect or change Lenovo product specifications or warranties. Nothing in this document shall operate as an express or implied license or indemnity under the intellectual property rights of Lenovo or third parties. All information contained in this document was obtained in specific environments and is presented as an illustration. The result obtained in other operating environments may vary. Lenovo may use or distribute any of the information you supply in any way it believes appropriate without incurring any obligation to you.

Any references in this publication to non-Lenovo Web sites are provided for convenience only and do not in any manner serve as an endorsement of those Web sites. The materials at those Web sites are not part of the materials for this Lenovo product, and use of those Web sites is at your own risk. Any performance data contained herein was determined in a controlled environment. Therefore, the result obtained in other operating environments may vary significantly. Some measurements may have been made on development-level systems and there is no guarantee that these measurements will be the same on generally available systems. Furthermore, some measurements may have been estimated through extrapolation. Actual results may vary. Users of this document should verify the applicable data for their specific environment.

© Copyright Lenovo 2020. All rights reserved.

This document, TIPS0690, was created or updated on November 28, 2012.

Send us your comments in one of the following ways:

- Use the online Contact us review form found at:
<http://lenovopress.com/TIPS0690>
- Send your comments in an e-mail to:
comments@lenovopress.com

This document is available online at <http://lenovopress.com/TIPS0690>.

Trademarks

Lenovo and the Lenovo logo are trademarks or registered trademarks of Lenovo in the United States, other countries, or both. A current list of Lenovo trademarks is available on the Web at <https://www.lenovo.com/us/en/legal/copytrade/>.

The following terms are trademarks of Lenovo in the United States, other countries, or both:

BladeCenter Interoperability Guide

BladeCenter Open Fabric

BladeCenter®

Lenovo®

ServerProven®

The following terms are trademarks of other companies:

Linux® is the trademark of Linus Torvalds in the U.S. and other countries.

Microsoft®, Windows Server®, and Windows® are trademarks of Microsoft Corporation in the United States, other countries, or both.

Other company, product, or service names may be trademarks or service marks of others.